

# ELECTRONIC ENCLOSURES

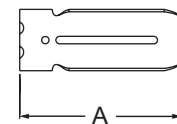
## RACK MOUNT BRACKETS

Model Number	A Short	A Long	B 4 Hole	B 4 Hole	B 2 Hole	C	D	E	F
201 204A-LR 301	4.51 [114.6]	11.01 [279.7]	2.50 [63.5]	1.65 [41.9]	1.51 [38.4]	.72 [18.3]	.29 [7.4]	.66 [16.8]	.60 [15.1]
305A-LR	4.31 [109.5]	10.81 [274.6]	2.50 [63.5]	1.65 [41.9]	1.51 [38.4]	.78 [19.8]	.29 [7.4]	.72 [18.3]	.60 [15.1]
3301 3307 3308	4.15 [114.6]	11.01 [279.7]	2.50 [63.5]	1.75 [44.5]	1.75 [44.5]	.72 [18.3]	.29 [7.4]	.55 [14.0]	.60 [15.1]
3601 3607	4.74 [120.4]	11.00 [279.4]	2.50 [63.5]			.72 [18.3]	.29 [7.4]	.51 [13.0]	.60 [15.1]

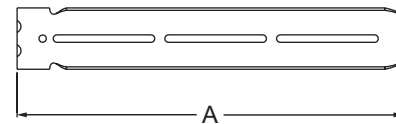
Note: inches  
[mm]

- See Rack Mounting Accessory Selection Guide for ordering part numbers.
- Brackets shown above are for Models 201/204A-LR/301 and are shown for representation only.

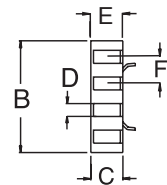
### SHORT BRACKET



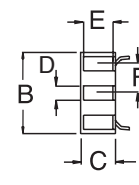
### LONG BRACKET



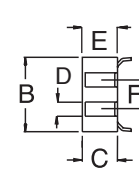
### 4 HOLE



### 3 HOLE



### 2 HOLE



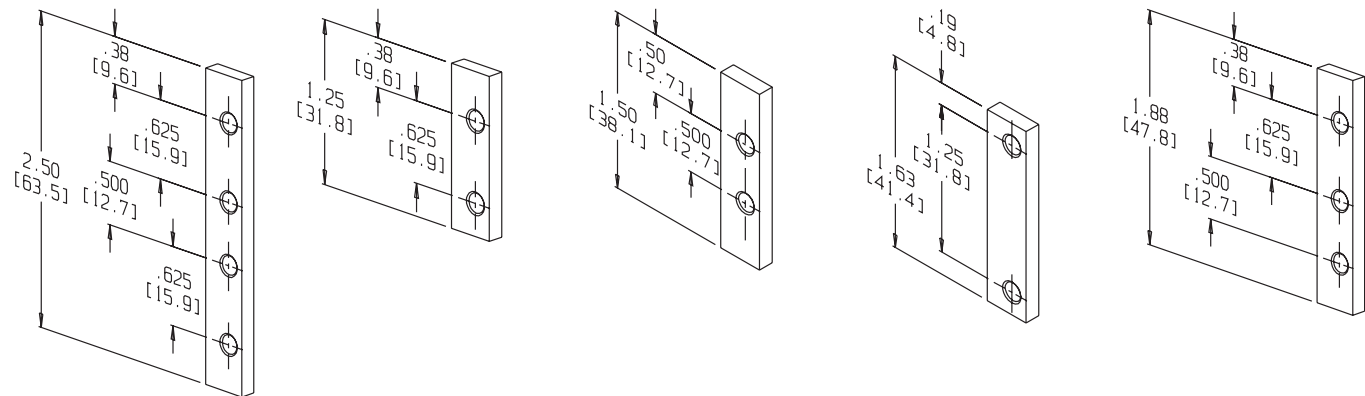
## BAR NUTS

- Simplifies installation and adjustment of Accuride slides in EIA/RETMA enclosures
- Easier than individual nuts when access to the slide mounting bracket is limited
- Order 4 bar nuts per pair of slides

The following dimensions apply to all bar nuts:

Thickness of bar nut: .13 [3.2]  
Width of bar nut: .38 [9.6]  
Mounting holes/Center to edge: .14 [3.6]  
Mounting holes: #10-32 thread

4100-0101-CE    4100-0103-CE    4100-0106-CE    2430-0102-CE    4100-0108-CE



# ELECTRONIC ENCLOSURES

## RACK MOUNT ACCESSORIES SELECTION GUIDE

Slide Model	Bracket Configuration	Bracket Mounting Kit (Contains brackets, bar nuts, and hardware required to mount one pair of slides to an EIA/RETMA rack or enclosure)	Short Bracket	Part Numbers When Ordered Separately*		
				Long Bracket	Bracket to Slide Mounting Kit (Contains screws, flat washers, lock washers, and hex nuts)	Bar Nut
201/204A-LR/301	4 holes		4000-0182-CE	4000-0181-CE	4180-0100-XE	4100-0101-CE 4100-0103-CE 4100-0106-CE 4100-0108-CE
	3 holes	**4180-0222-XE contains 4 Ea. 4000-0180-CE 1 Ea. 4180-0230-XE	4000-0180-CE	4000-0179-CE	4180-0100-XE	4100-0103-CE 4100-0106-CE 2430-0102-CE 4100-0108-CE
	2 holes		4000-0178-CE	4000-0177-CE	4180-0100-XE	4100-0103-CE 4100-0106-CE
305A-LR	4 holes		4000-0184-CE	4000-0183-CE	4180-0100-XE	4100-0101-CE 4100-0103-CE 4100-0106-CE
	3 holes	**4180-0223-XE contains 4 Ea. 4000-0176-CE 1 Ea. 4180-0230-XE	4000-0176-CE	4000-0175-CE	4180-0100-XE	4100-0103-CE 4100-0106-CE 2430-0102-CE 4100-0108-CE
	2 holes		▲4000-0174-CE	▲4000-0173-CE	▲4180-0100-XE	4100-0103-CE 4100-0106-CE
2807	2 holes	Not required; brackets attached to slide	N/A	N/A	N/A	4100-0106-CE 2430-0102-CE
2907	3 holes	4180-0430-XE contains 2 Ea. 4000-0572-CE 2 Ea. 4000-0573-CE 4 Ea. 2430-0102-CE 8 Ea. 2400-3204-CE 4 Ea. 2336-3050-YE 8 Ea. 2400-3193-CE	4000-0572-CE	4000-0573-CE 4000-0616-CE	N/A	2430-0102-CE
2907WB	2 holes 3 holes	Not required; brackets included in packaging.	N/A	N/A	N/A	
3301/3307/3308	4 holes		4000-0252-CE	4180-0253-CE	4180-0100-XE	4100-0101-CE 4100-0103-CE 4100-0106-CE 4100-0108-CE
	3 holes	**4180-0219-XE contains 4 Ea. 4000-0250-CE 1 Ea. 4180-0230-XE	4000-0250-CE	4000-0251-CE	4180-0100-XE	4100-0103-CE 4100-0106-CE 2430-0102-CE 4100-0108-CE
	2 holes		4000-0248-CE	4000-0249-CE	4180-0100-XE 4180-0106-CE	4100-0103-CE
3507	3 holes	4180-0480-XE contains 2 Ea. 4000-0606-CE 2 Ea. 2430-0102-CE 8 Ea. 2400-3193-CE 8 Ea. 2400-3204-CE 4 Ea. 2336-3050-YE 4 Ea. 2430-0102-CE	4000-0606-CE	4000-0607-CE	N/A	2430-0102-CE
3601/3607	4 holes	**4180-0220-XE contains 2 Ea. 4000-0501-CE 2 Ea. 4000-0502-CE 1 Ea. 4180-0232-XE	4000-0501-CE	4000-0502-CE	4180-0193-XE	4180-0157-XE contains 2 ea. bar nuts P/N 4100-0101-CE and mounting screws for mounting the bracket to the rail.
3600/3732/3832 3832HDSC/2601 9301/9308/9328		No brackets available	N/A	N/A	N/A	

\*\*These kits do not include #10 screw hardware to mount brackets to an EIE/RETMA rack or enclosure.

\* If not using Bracket Mounting Kits order the following for each pair of slides: 2 each brackets for front of slide, 2 each brackets for rear of slide, 4 each bar nuts, 4 each bracket-to-slide mounting kits.

▲ Special Order



Industrial Electronic  
SLIDE  
REFERENCE  
GUIDE

January 2008



# I/E PRODUCT MATRIX

Light Duty - 60 to 120 lbs.									
MODEL	EXTENSION	LOAD RATING	ACCURIDE QUICKSHIP	SIDE SPACE	DRAWER WIDTH TESTED	DISCONNECTS	HOLD IN DETENT	LOCK	SUITABLE FOR EIA RACKS
2807	2" Over Travel [50.8 mm]	60 lbs. [27 kg]	•	.38" [9.6 mm]	•	Latch		Out	•
2601	Full Extension	75 lbs. [34 kg]		.50" [12.7 mm]	•	None	•		
3732	Full Extension	100 lbs. [45 kg]	•	.50" [12.7 mm]	•	Push Latch	•		
3832	Full Extension	100 lbs. [45 kg]	•	.50" [12.7 mm]	•	Lever	•		
201	3/4 Extension	108 lbs. [49 kg]		.38" [9.6 mm]	•	None			•
2907	2" Over Travel [50.8 mm]	115 lbs. [52 kg]	•	.38" [9.6 mm]	•	Lever		Out	•
2907WB	2" Over Travel [50.8 mm]	120 lbs. [54 kg]		.38" [9.6 mm]	•	Lever		Out	•

Medium Duty - 140 to 155 lbs.									
MODEL	EXTENSION	LOAD RATING	ACCURIDE QUICKSHIP	SIDE SPACE	DRAWER WIDTH TESTED	DISCONNECTS	HOLD IN DETENT	LOCK	SUITABLE FOR EIA RACKS
305A-LR	.88" Over Travel [50.8 mm]	140 lbs. [64 kg]	•	.75" [19.1 mm]	•	Latch		Out	•
204A-LR	3/4 Extension	140 lbs. [64 kg]	•	.38" [9.6 mm]	•	Latch		Out	•
3301	1" Over Travel [25.4 mm]	150 lbs. [68 kg]		.50" [12.7 mm]	•	None			•
3307	1" Over Travel [25.4 mm]	150 lbs. [68 kg]	•	.50" [12.7 mm]	•	Latch		Out	•
3308	1" Over Travel [25.4 mm]	150 lbs. [68 kg]		.50" [12.7 mm]	•	Lever		In and Out	•
301-2590	.83" Over Travel [21.1 mm]	155 lbs. [70 kg]	•	.75" [19.1 mm]	•	None	•		

Heavy Duty - 150 to 500 lbs.									
MODEL	EXTENSION	LOAD RATING	ACCURIDE QUICKSHIP	SIDE SPACE	DRAWER WIDTH TESTED	DISCONNECTS	HOLD IN DETENT	LOCK	SUITABLE FOR EIA RACKS
301	.88" Over Travel [50.8 mm]	175 lbs. [79 kg]	•	.75" [19.1 mm]	•	None			•
3507	2" Over Travel [50.8 mm]	200 lbs. [91 kg]	•	.50" [12.7 mm]	•	Latch		Out	•
3601	1" Over Travel [25.4 mm]	255 lbs. [116 kg]	•	.75" [19.1 mm]	•	None	•		•
3600	Full Extension	273 lbs. [124 kg]	•	.75" [19.1 mm]	•	None	•		•
3607	Full Extension	273 lbs. [124 kg]	•	.75" [19.1 mm]	•	Lever		Out	
9301	Full Extension		•	.75" [19.1 mm]		None			
	Flat Mount**	150 lbs. [68 kg]			32" [812.8 mm]				
	Mobile/Vehicular Applications (side mount)**	300 lbs. [136 kg]			32" [812.8 mm]				
	Frequent Use (side mount)	400 lbs. [181 kg]			42" [1066.8 mm]				
	Moderate Use (side mount)	500 lbs. [227 kg]			18" [457.2 mm]				
9307/9308	Full Extension		•	.75" [19.1 mm]		None		Out	
	Mobile/Vehicular Applications (side mount)**	300 lbs. [136 kg]			32" [812.8 mm]			In and Out	
	Frequent Use (side mount)	400 lbs. [181 kg]			42" [1066.8 mm]				
	Moderate Use (side mount)	500 lbs. [227 kg]			32" [812.8 mm]				
9328/9322†	Full Extension (side mount)	300 lbs. [136 kg]	•	.75" [19.1 mm]	32" [812.8 mm]	None		In and Out	

\*\* Load ratings based on 10,000 cycle test.

† 9322 is the non-locking companion slide to 9328.

\* Load ratings shown based on drawer width of 16" unless noted.

# CROSS SECTIONS

Load Rating is based upon slide length. For more information, refer to Technical Sheet

