

# Accuride®

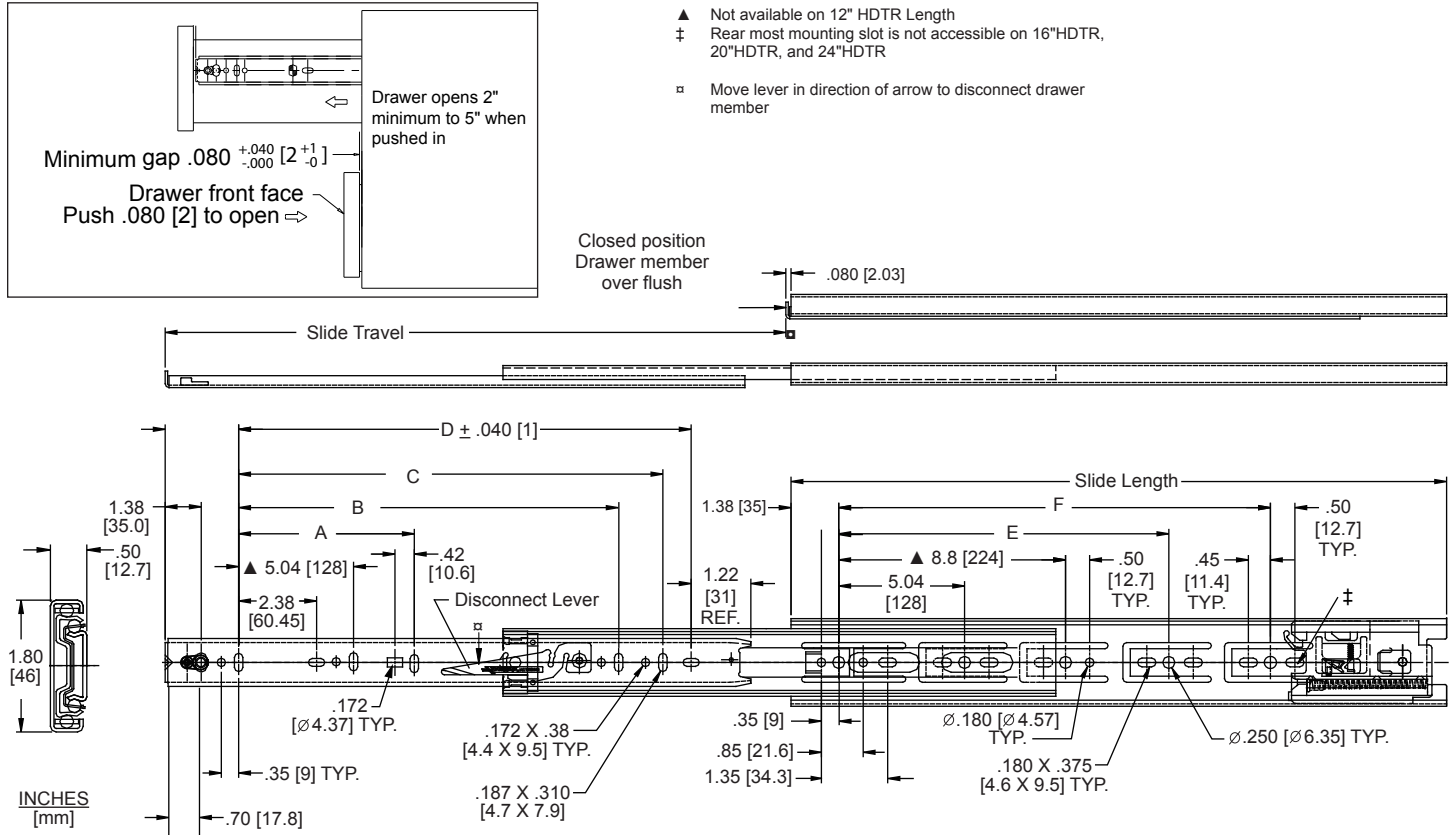
MODEL 3832CTR AND 3832CHDTR 

Touch Release and Heavy-Duty Touch Release  
Stays closed, push to open  
Optional Face Frame Brackets

**APPLICATIONS:** For use in wood pedestals, dresser, and desk drawers, casework, residential and kitchen cabinetry. **Heavy Duty Touch Release provides stronger stay-closed feature. Not intended for lateral file\* drawer applications. Use for side mount only. This product is covered by U.S. and various foreign patents issued and/or pending.**

## 3832TR/HDTR QUICK REFERENCE BOX

Side Space: 1/2"+1/32"X2  
Lengths: 12"-28"  
Overall Slide  
Dimensions: 1.80X1/2"  
Load Rating: 100 lbs.\*  
Touch Release Feature



<b>Finish</b>	Clear electroplate (C), black electroplate (CB), or white electrocoat (EW) finish (RoHS compliant)
<b>Load Rating</b>	100 lbs. [45.5 kg] per pair ♦
<b>Length</b>	12"-28" [300 mm-700 mm]
<b>Hardware</b>	Flat head 6 mm Euro System screw or #8 pan head screw
<b>Side Space</b>	.50" (+ .031-0.00) [12.7 mm] (+ 0.8-0.0)
<b>Travel</b>	Full extension
<b>Height</b>	1.80" [45.7 mm]
<b>Disconnect</b>	Handed lever disconnect
<b>Mounting</b>	Side, optional face frame brackets
<b>Features</b>	Drawer member vertical cam adjustment
<b>Ball Bearings</b>	C and CB finish: Steel EW Finish: Acetal polymer in drawer member

Part Number	Slide Length	3832TR Travel	A	B	C	D	E	F
3832-C12TR 3832-C12HDTR	11.81 [300]	12.00 [305]				7.58 [192]		
3832-C14TR 3832-C14HDTR	13.78 [350]	14.00 [356]				9.55 [242]		
3832-C16TR 3832-C16HDTR	15.75 [400]	16.00 [406]				11.51 [292]	11.34 [288]	
3832-C18TR 3832-C18HDTR	17.72 [450]	18.00 [457]		12.60 [320]		13.48 [342]	12.60 [320]	
3832-C20TR 3832-C20HDTR	19.69 [500]	20.00 [508]		12.60 [320]		15.45 [392]	15.12 [384]	
3832-C22TR 3832-C22HDTR	21.65 [550]	22.00 [559]	8.82 [224]	16.38 [416]		17.42 [442]	16.38 [416]	
3832-C24TR 3832-C24HDTR	23.62 [600]	24.00 [610]	8.82 [224]	16.38 [416]		19.39 [492]	13.86 [352]	18.90 [480]
3832-C26TR 3832-C26HDTR	25.59 [650]	26.00 [660]	8.82 [224]	16.38 [416]	20.16 [512]	21.36 [542]	13.86 [352]	20.16 [512]
3832-C28TR 3832-C28HDTR	27.56 [700]	28.00 [711]	8.82 [224]	16.38 [416]	20.16 [512]	23.33 [592]	13.86 [352]	21.42 [544]

NOTES: ♦ Drawer width should not exceed slide length.

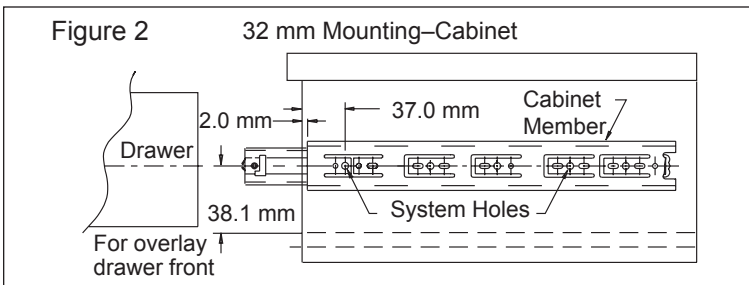
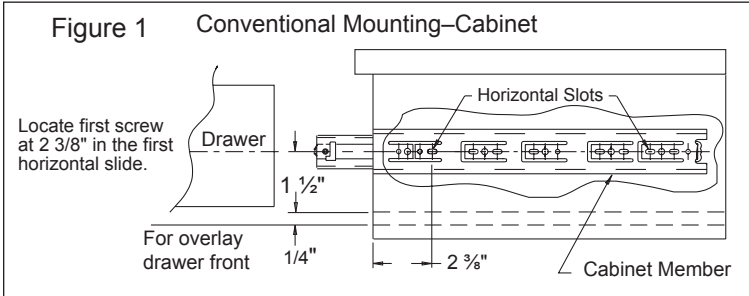
\* A lateral file drawer is wider than it is deep.  
♦ Load rating based on 18" slides mounted in a 16" wide drawer cycled 50,000 times.

**Drawer Box Preparation**

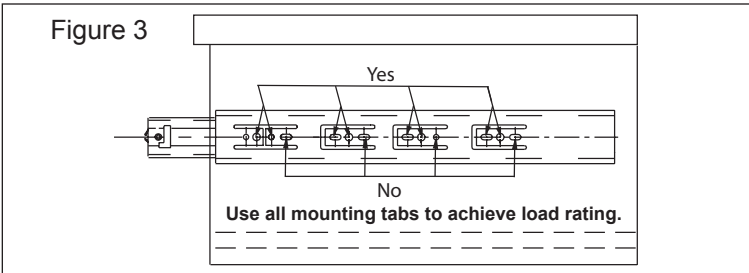
1. Drawer box width should not exceed slide length.
2. Slides will not function properly if side space is less than .50" [12.7 mm]. For optimum performance, construct drawer 1-1/16" [27.0 mm] smaller than cabinet opening.

**Overlay Mounting**

1. Cabinet member installation:
  - Conventional mounting, See Figure 1.
  - 32 mm system mounting, see Figure 2.



2. Use only the 32 mm system holes or the wood screw holes located at the tip of the breathing tabs. Do not use any other holes on the cabinet member for mounting (Figure 3).

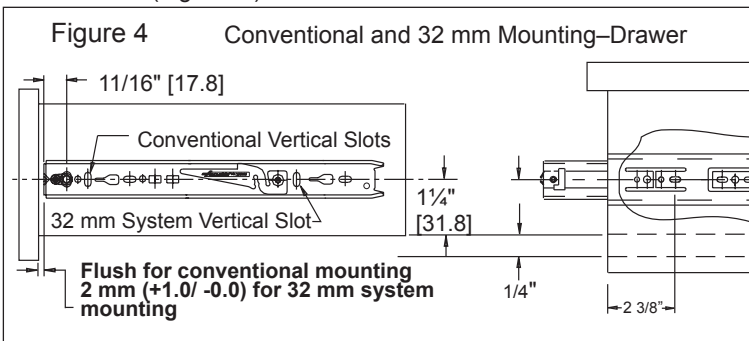


**Inset Mounting Instructions**

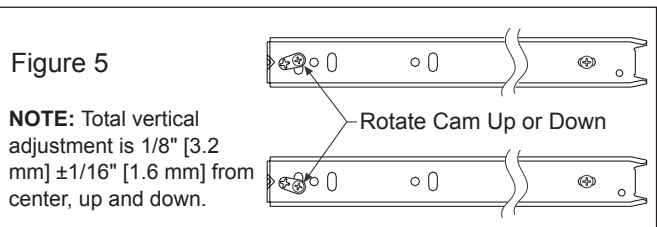
1. Mount the cabinet member .080" [2 mm] plus drawer front panel thickness back from the front of the cabinet.
2. Mount the drawer member flush to the back surface of the drawer front panel.

**Drawer Member Installation**

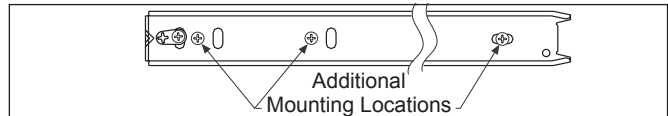
- See figure 4 for drawer member setback
- Install the drawer member with a screw through the cam adjuster and a screw through the hole or slot at the rear (Figure 5).



1. Make sure the ball bearing retainers in the cabinet side are fully forward. Install drawer into cabinet. Close the drawer.
2. For cam adjustment, open drawer and rotate the cam with a Phillips or Pozi screwdriver to vertically position the drawer in relation to the cabinet.



Install additional set screws to secure.



**Slide Ordering Instructions**

Complete your slide order for Accuride models 3832CTR and 3832CHDTR by specifying the following:

50 pair C 3832 C18 HDTR P  
50 Pair C 3832 C18 TR D\*

Total Required Slides \_\_\_\_\_  
 Slide Finish \_\_\_\_\_  
 Slide Model \_\_\_\_\_  
 Slide Length \_\_\_\_\_  
 Push Close/Open \_\_\_\_\_  
 Polybag Packaging \_\_\_\_\_

\*D-Pack only for 3832CTR

**Optional Face Frame Brackets**

Optional face frame brackets available. See Face Frame Conversion Kit technical sheet part number 4180-0661-XE for models 3832CTR and 3832CHDTR.

**Packaging**

**Distributor (D) Pack:** All lengths are packaged 10 pair per box. Polybag includes one pair of slides with mounting screws (3832CTR only).

**Bulk (P) Pack:** All lengths are packaged 10 pair per box. Slides and screws are ordered and packaged separately (3832CTR and 3832CHDTR).

**Specifications**

Slide members and ball retainers: Cold rolled steel  
 Ball bearings: Carburized steel/acetel polymer  
 RoHS compliant

**NOTE:** Specifications, materials, prices, terms, and delivery are subject to change without notice.



ACCURIDE INTERNATIONAL INC.

12311 Shoemaker Avenue  
 Santa Fe Springs, CA 90670

TEL (562) 903-0200

FAX (562) 903-0208

www.accuride.com

Manufacturing, Engineering, and Sales

United States • Germany • Japan • Mexico • United Kingdom • China

Copyright © 2007 Accuride International Inc. 3700-9503(1178)-R2-0709