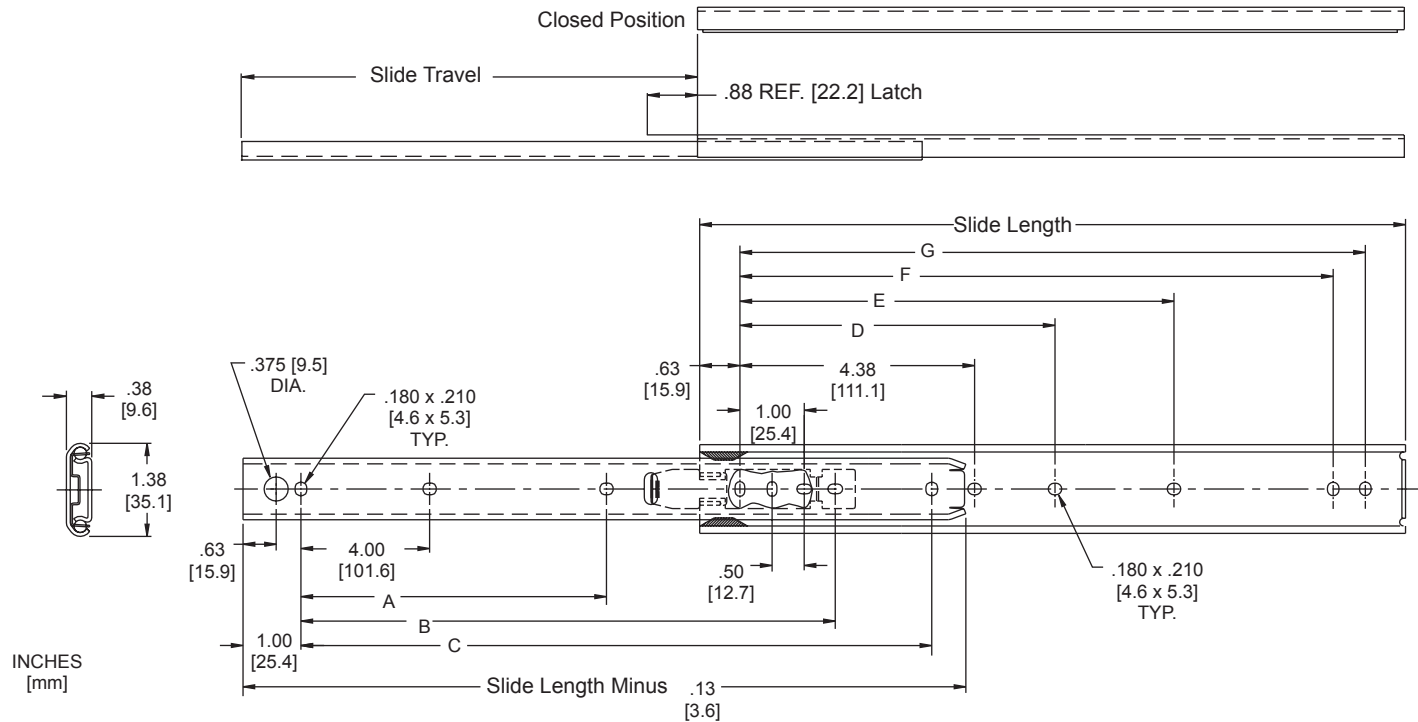


APPLICATIONS: EIA rack-mount chassis, industrial work stations, data processing, mechanical devices, medical applications, tool boxes, and point-of-purchase displays. **This product is covered by U.S. and various foreign patents issued and/or pending.**

Lock-Out with Front Disconnect
Medium Duty, 3/4 Extension
Up to 140 lb. [64 kg.] Capacity*



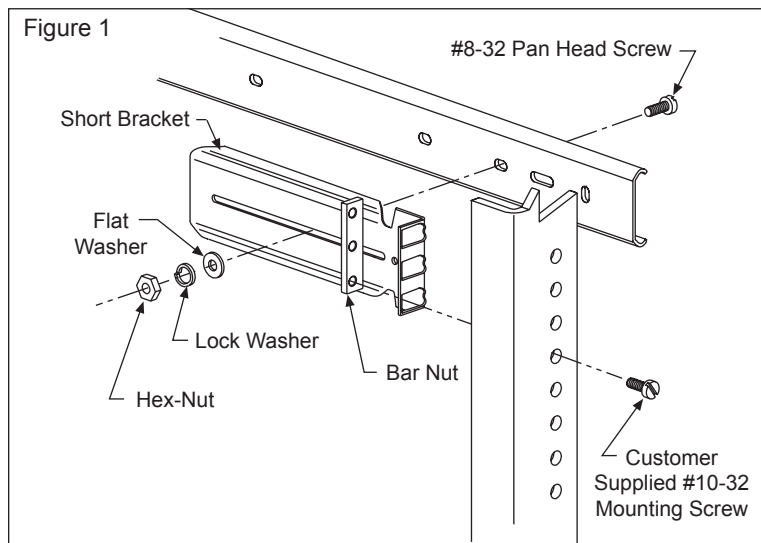
- | | | | |
|-------------------|--|-----------------|---|
| Finish | Bright electro-zinc plating (C) or black zinc (CB) † | Mounting | Side, bracket, or hard mounting |
| Length | 12"–28" [305 mm–711 mm] | Movement | Steel ball bearing |
| Travel | 3/4 length of slide | Hardware | #8 pan head screw |
| Height | 1.38" [35.1 mm] | Features | Positive lock-out with front disconnect, Positive rear stop |
| Load | Up to 140 lb. [64 kg.] | | |
| Side Space | .38" [9.6 mm] | | |
- † Minimum order quantities may apply.
* Load rating based on an 16" wide drawer cycled 10,000 times.

Part Number	Slide Length	Slide Travel	Load Rating *lbs. / [kg]	A	B	C	D	E	F	G
204-A12-LR	12.00 [305]	8.00 [203]	140 [64]		8.50 [215.9]	10.00 [254.0]		5.87 [149.1]	10.25 [260.4]	10.75 [273.1]
204-A14-LR	14.00 [356]	10.00 [254]	130 [59]		10.50 [266.7]	12.00 [304.8]		7.87 [199.9]	12.25 [311.2]	12.75 [323.9]
204-A16-LR	16.00 [406]	12.00 [305]	120 [55]		12.50 [317.5]	14.00 [355.6]		9.87 [250.7]	14.25 [362.0]	14.75 [374.7]
204-A18-LR	18.00 [457]	13.00 [330]	110 [50]	8.00 [203.2]	13.50 [342.9]	16.00 [406.4]	8.37 [212.6]	11.87 [301.5]	16.25 [412.8]	16.75 [425.5]
204-A20-LR	20.00 [508]	15.00 [381]	92 [42]	9.00 [228.6]	15.50 [393.7]	18.00 [457.2]	9.37 [238.0]	13.87 [352.3]	18.25 [463.6]	18.75 [476.3]
204-A22-LR	22.00 [559]	16.00 [406]	85 [39]	10.00 [254.0]	16.50 [419.1]	20.00 [508.0]	10.37 [263.4]	15.87 [403.1]	20.25 [514.4]	20.75 [527.1]
204-A24-LR	24.00 [610]	17.00 [432]	78 [35]	11.00 [279.4]	17.50 [444.5]	22.00 [558.8]	11.37 [288.8]	17.87 [453.9]	22.25 [565.2]	22.75 [577.9]
204-A26-LR	26.00 [660]	19.00 [483]	70 [32]	12.00 [304.8]	19.50 [495.3]	24.00 [609.6]	12.37 [314.2]	19.87 [504.7]	24.25 [616.0]	24.75 [628.7]
204-A28-LR	28.00 [711]	20.00 [508]	60 [27]	13.00 [330.2]	20.50 [520.7]	26.00 [660.4]	13.37 [339.6]	21.87 [555.5]	26.25 [666.8]	26.75 [679.5]

Installation Instructions

Instructions to Bracket Mount

- To ensure proper operation of the slides, make certain that all bracket mounting screws are inserted so that the screw heads are inside the slides. (No washers on the inside of the slides.)
- Separate slide members by depressing the lock release lever.
- Using mounting kits and brackets, mount brackets to slide cabinet members (largest). For adjustment purposes, screw the back brackets on loosely.
- Install slides into EIA rack with #10-32 screws (customer supplied) and secure with bar nuts. Rear adjustment is possible by aligning the back bracket. Do not tighten screws until final adjustment is made.
- Mount slide drawer members (smallest) to the chassis. Position slides 1/8" from the front edge of the chassis making sure both slides are parallel.
- With cabinet member ball retainers fully forward, install chassis by engaging the slide members and close completely. Check slide alignment by opening and closing the chassis. Any sign of binding indicates lateral stress or misalignment.
- Adjust slide position until movement is smooth. Tighten all screws and if necessary use more screws to secure slides and complete installation.



Instructions to Hard Mount

- Follow steps 1 & 2 of "Bracket Mount" instructions.
- Install slide cabinet members (largest) into cabinet using #8 pan head screws. Be sure slides are parallel.
- Mount slide drawer members (smallest) onto chassis. Leave all screws loose for future adjustment. Make sure slides are parallel.
- Follow steps 6 & 7 of "Bracket Mount" instructions.

Slide Ordering Instructions

Complete your slide order for model 204A-LR by specifying the following:

	10 Pair	C	204	-A18-LR	D
Total Slides Required	_____				
Slide Finish	_____				
Slide Model	_____				
Slide Length	_____				
Optional Polybag Packaging (includes mounting screws)	_____				

Packaging

Distributor (D) Pack: All lengths are packaged 10 pair per box. Polybag includes one pair of slides packed with screws.

Bulk (P) Pack:	Lengths 12"-16"	50 each per box
	Length 18"	40 each per box
	Lengths 20"-22"	30 each per box
	Lengths 24"-28"	20 each per box

Order optional bracket mounting hardware kit (part number 4180-0222-XE) separately.

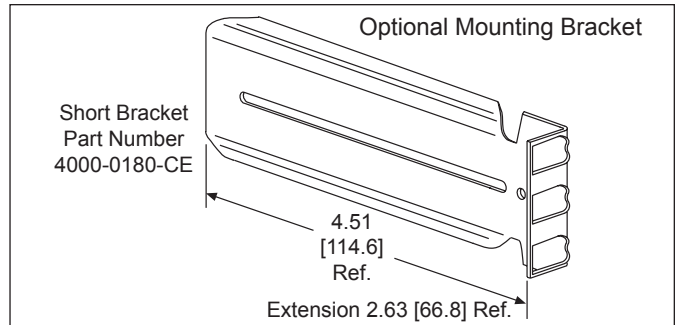
Optional Hardware Kit Ordered Separately

Kit contains 4 each short mounting brackets and mounting hardware. Order 1 kit per pair of slides.

	10 Each	4180-0222-XE
Total Bracket Kit Required	_____	
Optional Bracket Kit Part Number	_____	

Bracket kit includes the following. See Figure 1.

- 4 short brackets (Part number 4000-0180-CE)
- 1 bracket hardware kit* (Part number 4180-0230-XE)
- (*Kit contains screws, hex-nuts, washers, bar nuts)



Specifications

Slide members: Cold rolled steel
 Ball retainers: Cold rolled steel
 Ball bearings: Carburized steel

NOTE: Specifications, materials, prices, terms, and delivery are subject to change without notice.

Accuride

ACCURIDE INTERNATIONAL INC.

12311 Shoemaker Avenue
 Santa Fe Springs, CA 90670

TEL (562) 903-0200
 FAX (562) 903-0208
 www accuride.com

Manufacturing, Engineering, and Sales
 United States • Germany • Japan • Mexico • United Kingdom • China

Copyright © 2002 Accuride International Inc. 3700-9217(9043)-MK016-R8-0407