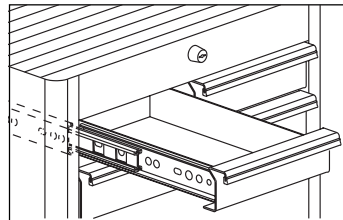
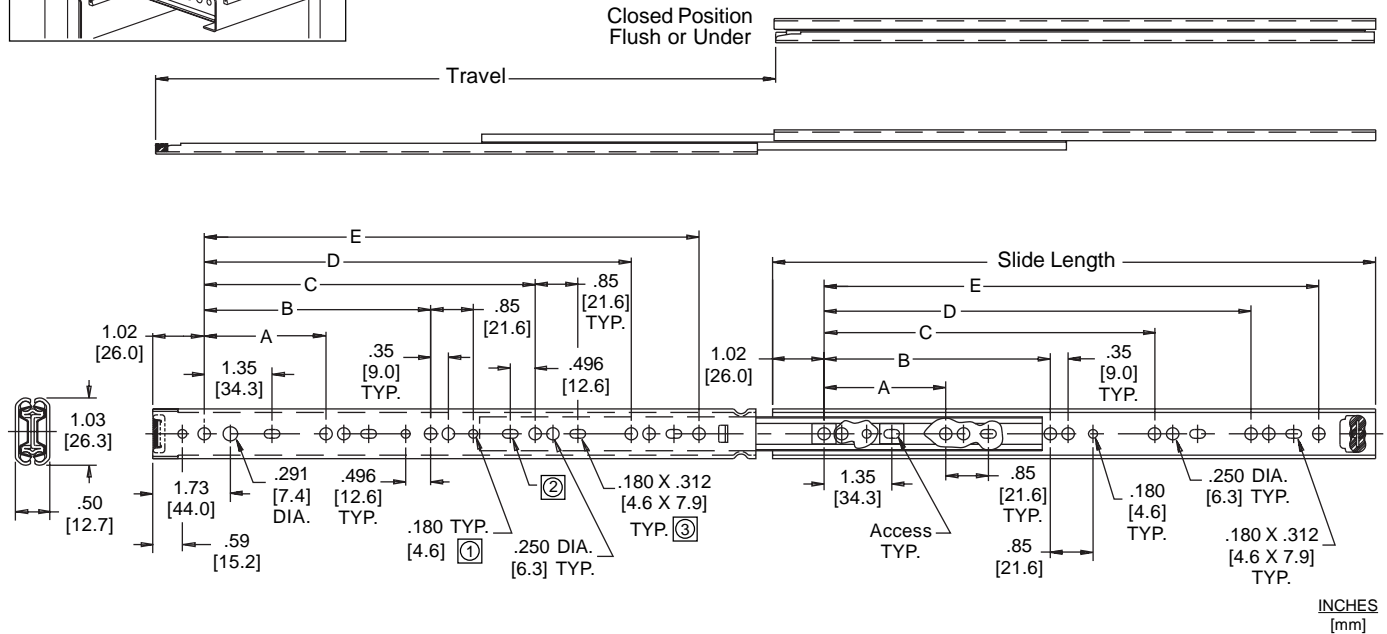


**APPLICATIONS:** Use model 2601 whenever a full extension, very low profile slide is required. Ideal for use in tool boxes, laboratory furniture, and store fixtures. Not suitable for flat mounting. **This product is covered by U.S. (6,254,209) and various foreign patents issued and/or pending.**

Full Extension, Hold-In Detent  
Very Low Profile  
Up to 75 lb.\*\* Capacity  
Up to [34 kg]\*\* Capacity



- ① This mounting hole is **not** accessible on model 2601-12 [300mm].
- ② This mounting slot is **only** available on model 2601-16 [400mm].
- ③ This mounting slot is **not** accessible on model 2601-16 [400mm].



**Finish** Bright electro-zinc plating (C) or black zinc\* (CB) finish available

**Sidespace** .50" +.030/ -.000  
[12.7 +0.8/ -0.0]

**Length** Even lengths from 8" to 22"  
[200mm to 550mm]

**Mounting** Side

**Travel** Full extension

**Hardware** #6 truss head screw

**Height** 1.03" (26.3mm)

**Movement** Steel ball bearings

**Load** See chart

**Features** Hold-in detent, silenced movement in and out

\* Minimum order quantities may apply. \*\* Load rating based on a 16" wide drawer cycled 10,000 times.

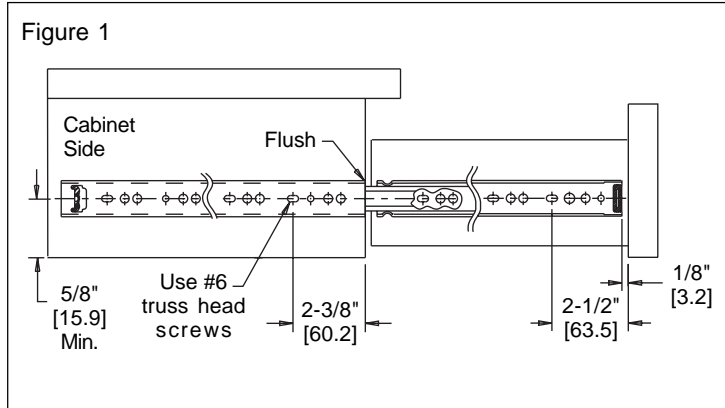
Part Number	Slide Length	Slide Travel	Load Rating lb [kg]/pair **	A	B	C	D	E
2601-8	7.87 [200]	8.23 [209]	35 lb [16 kg]	5.04 [128.0]				
2601-10	9.84 [250]	10.20 [259]	50 lb [23 kg]	5.04 [128.0]				
2601-12	11.81 [300]	12.13 [308]	70 lb [32 kg]	5.04 [128.0]	8.82 [224.0]			
2601-14	13.78 [350]	14.06 [357]	75 lb [34 kg]	5.04 [128.0]	8.82 [224.0]			
2601-16	15.75 [400]	15.98 [406]	70 lb [32 kg]	5.04 [128.0]	8.82 [224.0]	12.60 [320.0]		
2601-18	17.72 [450]	17.95 [456]	65 lb [30 kg]	5.04 [128.0]	8.82 [224.0]	13.86 [352.0]		
2601-20	19.69 [500]	19.88 [505]	63 lb [29 kg]	5.04 [128.0]	8.82 [224.0]	13.86 [352.0]	16.38 [416.0]	
2601-22	21.65 [550]	21.81 [554]	60 lb [27 kg]	5.04 [128.0]	8.82 [224.0]	13.86 [352.0]	17.64 [448.0]	19.25 [489.0]

## Installation Instructions

### Install the Cabinet Member

1. Mark a horizontal line in the cabinet sidewall at least 5/8" [15.9mm] up from the cabinet floor or at least 5/8" [15.9mm] down from the top of the drawer side. Mark a point on the line 2-3/8" [60.2mm] in from the cabinet front. This will position the slide flush with the cabinet opening. For inset drawers, add the drawer front thickness to the 2-3/8" [60.2mm] dimension. See Figure 1.

Figure 1



2. Measure the distance between the front and rear horizontal slots on the slide. Mark this measurement on the horizontal line beginning at the first mark.
3. Install #6 truss head screw through the front and rear horizontal slots. Adjust for horizontal position.
4. Install screws in round holes, front and rear of cabinet member. For longer slides (18" [450mm] and over), install additional screws in the central holes.

### Install the Drawer Member

1. Mark a horizontal line on the drawer side in line with the slide center line.
2. Mark a point on the line 2-1/2" [63.5mm] back from the drawer front. Measure the distance between the front and rear horizontal slots on the slide. Mark this measurement on the horizontal line beginning at the first mark.
3. Install a screw through the first horizontal slot. See Figure 1.
4. Install screw and adjust location of drawer.
5. Install screws in the round holes, front and rear of drawer member. For longer slides (18" [450mm] and over), install additional screws in the central holes.

**NOTE:** To access the additional mounting holes in the cabinet and drawer members of the slide, it is necessary to move the intermediate member to line up the access hole and the mounting hole.

## Slide Ordering Instructions

Complete your slide order for model 2601 by specifying the following:

200 Pair C 2601 -18 D

Total Slides Required \_\_\_\_\_  
Slide Finish \_\_\_\_\_  
Slide Model \_\_\_\_\_  
Slide Length \_\_\_\_\_  
Optional Polybag Packaging \_\_\_\_\_

## Packaging

**Distributor (D) Pack:** All lengths are packaged 10 pair per box. Polybag includes one pair of slides and installation sheet.

**Bulk (P) Pack:** All lengths are packaged 15 pair per box.

## Specifications

Slide members: Cold rolled steel  
Ball retainers: Cold rolled steel  
Ball bearings: Carburized steel

**Note:** Specifications, materials, prices, terms, and delivery are subject to change without notice.

# Accuride

ACCURIDE INTERNATIONAL INC.

12311 Shoemaker Avenue  
Santa Fe Springs, CA 90670

TEL (562) 903-0200  
FAX (562) 903-0208  
www accuride.com

Manufacturing, Engineering, and Sales  
United States • Germany • Japan • Mexico • United Kingdom