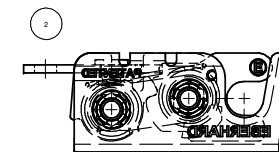
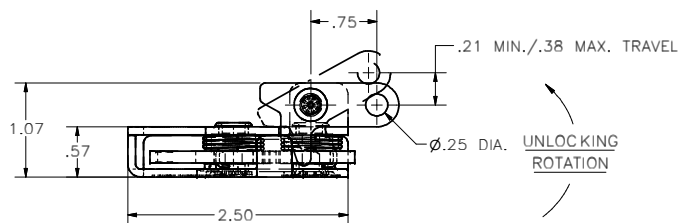
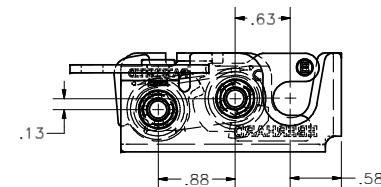
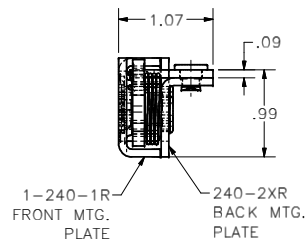
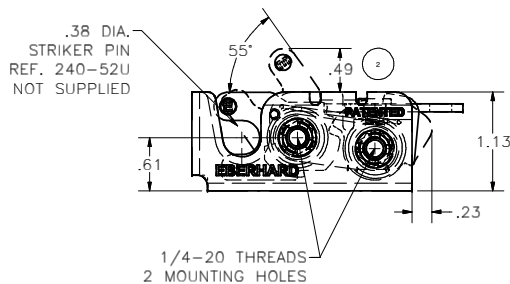


CONFIDENTIAL NOTICE: This drawing and the designs, specifications and engineering information disclosed herein are the property of Eberhard Manufacturing Company and are not to be disseminated or reproduced without express written consent. The drawing is loaned in confidence and then only for consideration of the matter disclosed herein. In accepting loan of this drawing, recipient agrees to keep it and the matter disclosed herein in confidence and not to use nor permit their use in any way detrimental to Eberhard Manufacturing Company, Division of the Eastern Company, 21944 Drake Road, Cleveland, Ohio 44149-9712. © 2012 EBERHARD MFG. CO.

REVISION HISTORY			
REV.	DESCRIPTION	EN	DATE
	REVISED AND REDRAWN	EN 4745	5-31-96
1	REVISED VIEWS	EN 4797	8-30-96
2	PATENTED WAS PAT. PEND.	EM 4790	5-2-97
3	ADDED "BOX" NOTE	EN 4801	7-18-97
4	REVISED NOTES	EN 9243	4-19-92



240-L
LEFT HAND
MINI-ROTARY™ LOCK



NOTES:

- 1.) USE 1/4-20 GRADE 8 BOLTS FOR INSTALLATION. RECOMMENDED TORQUE FOR TIGHTENING: 14 FT./LBS.
 - 2.) MAX LOAD RATING - 750 LBS
- FINISH: (54) EVERLUBE INTERNAL COMPONENTS
(B6) BEARING GREASE WITH EVERLUBE INTERNAL COMPONENTS (SEE GREASE NOTE).

3 TO ORDER 50 PCS. TO BOX ADD "BX" TO P/N.
AS SHOWN: 1-240-BXR/L (54)

2 PATENTED
CUSTOMER PRINT
SHEET 1 OF 2
RIGHT HAND SHOWN
LEFT HAND OPPOSITE

WARNING
THIS PRODUCT MUST NOT BE USED FOR
PERSONAL RESTRAINT APPLICATIONS

SUPERSEDES DRAWING 1-240 RL SH1 DATED 5-28-96.

THIS DOCUMENT IS IN ACCORDANCE WITH ASME Y14.15-2009		DATE 11/2/2012		NAME TWO STAGE MINI-ROTARY LOCK	
UNLESS OTHERWISE SPECIFIED TOLERANCES ARE AS FOLLOWS:		DRAWN KL		PART NUMBER 1-240 R/L	
ANGLES:	# F # D	SCALE FULL		MATERIAL	
2 PLACE DEC.:	#.03 #.76	CHK'BY			
3 PLACE DEC.:	#.015 #.38				
ALL HOLES:	#.005 #.13				