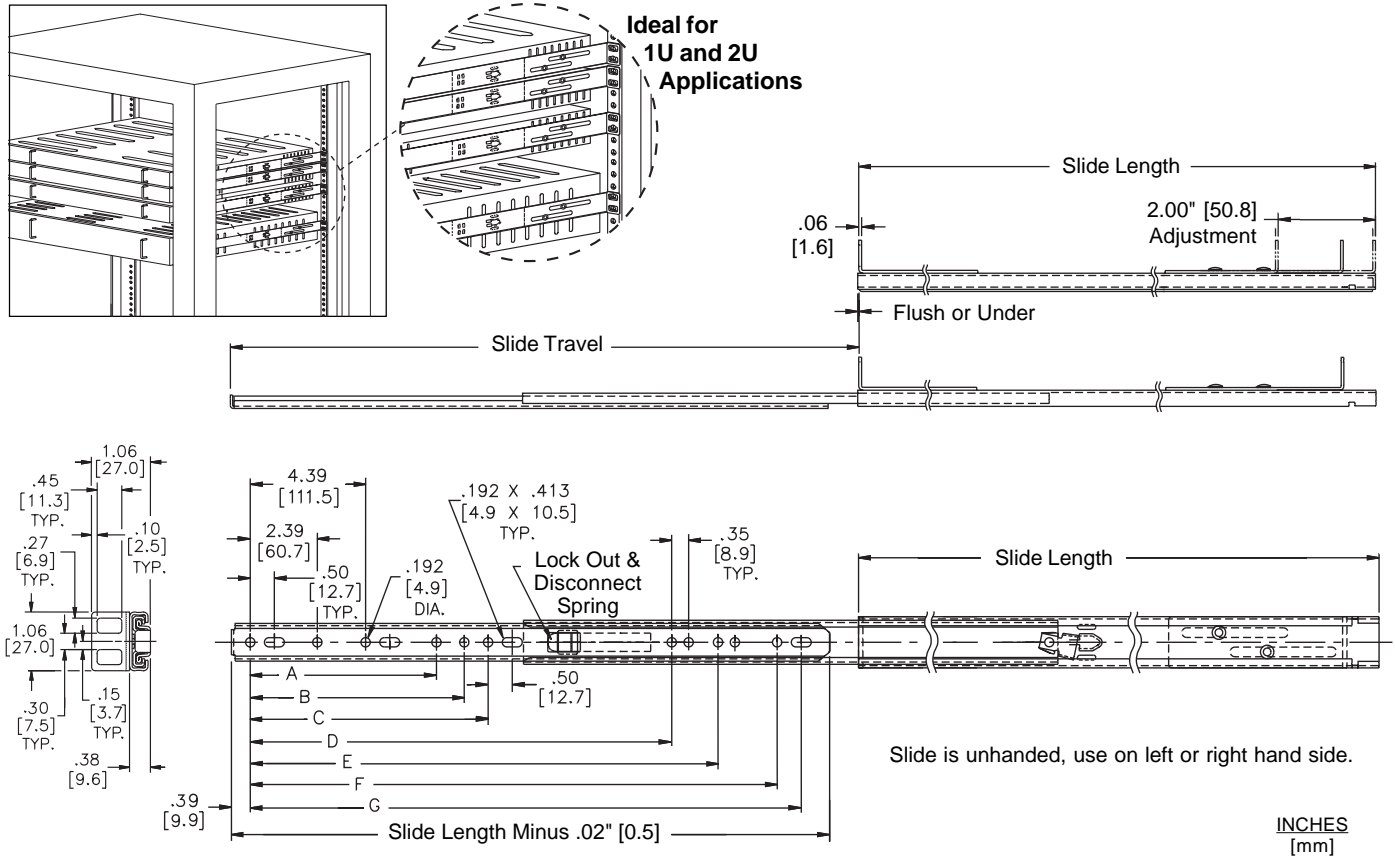


APPLICATIONS: Use model 2807 whenever a light duty, low profile, ultra-thin, over travel, rack mount slide is required. For use on electronic cabinets, keyboards, fantrays, and other small electronic chassis applications. **This product is covered by US patents issued and pending.**

Electronic Enclosure, Low Profile Slide
 3/8" [9.6] Width, 1.06" [27.0] Height
 Three Member, 2" [50.8] Over Travel
 Enhanced Friction Movement
 Up to 100 lb. [45kg] Capacity*



Finish Bright electro-zinc (C)

Length 10" to 30"
[254mm to 762mm]

Height 1.06" [27.0mm]

Load 60 lbs. [27 kg.] per pair*

Sidespace .38" + .020 / - .010
[9.6mm + 0.51/ -0.25]

Travel 2.00" [50.8mm] Over travel

Mounting Chassis member:
#8 pan head or #10 button head screw
Outer member:
Fixed front and adjustable rear bracket

Features Spring disconnect; Lock in the open position; Chassis members are interchangeable

Part Number	Slide Length	Slide Travel	Load Rating	A	B	C	D	E	F	G
2807-10	10.00 [254]	12.00 [305]	100 lbs [45 kg]							
2807-12	12.00 [305]	14.00 [356]	100 lbs [45 kg]						9.75 [247.6]	
2807-14	14.00 [356]	16.00 [406]	95 lbs [43 kg]						9.75 [247.6]	11.75 [298.4]
2807-16	16.00 [406]	18.00 [457]	90 lbs [40 kg]	6.40 [162.6]	6.75 [171.5]				13.25 [336.5]	13.75 [349.2]
2807-18	18.00 [457]	20.00 [508]	80 lbs [36 kg]			6.49 [164.8]	12.38 [314.3]		15.25 [387.3]	15.75 [400.0]
2807-20	20.00 [508]	22.00 [559]	80 lbs [36 kg]		6.78 [172.1]	8.00 [203.2]	14.03 [356.2]		17.25 [438.1]	17.75 [450.8]
2807-22	22.00 [559]	24.00 [610]	75 lbs [34 kg]			8.39 [213.0]	16.03 [407.0]		19.25 [488.9]	19.75 [501.6]
2807-24	24.00 [610]	26.00 [660]	70 lbs [31 kg]	10.00 [254.0]	10.78 [273.7]			18.03 [457.8]	21.25 [539.7]	21.75 [552.4]
2807-26	26.00 [660]	28.00 [711]	65 lbs [29 kg]	5.53 [140.3]	9.15 [232.4]	10.60 [269.1]	16.40 [416.6]	20.03 [508.6]	23.25 [590.5]	23.75 [603.2]
2807-28	28.00 [711]	30.00 [762]	60 lbs [27 kg]	7.53 [191.1]	11.15 [283.2]	12.00 [304.8]	18.40 [467.4]	22.03 [559.4]	25.25 [641.4]	25.75 [654.0]
2807-30	30.00 [762]	32.00 [813]	60 lbs [27kg]		9.53 [241.9]	12.6 [319.9]	20.40 [518.2]	24.03 [610.2]	27.25 [692.1]	27.75 [704.9]

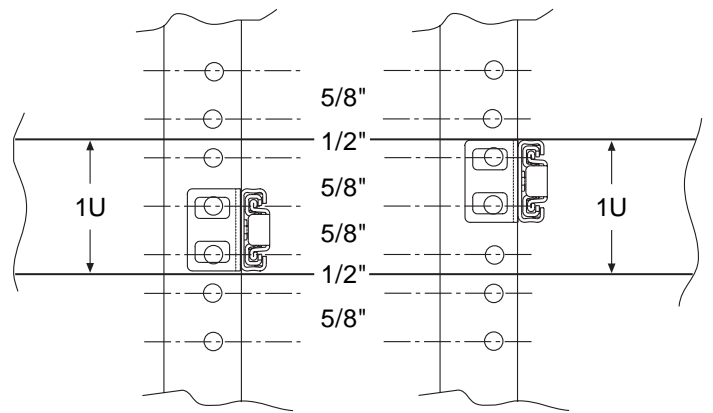
* Load rating based on a 30" [762mm] slide in a 16" wide chassis cycled 2,000 times.

Installation Instructions

- Slide has fixed location front EIA bracket and attached adjustable rear bracket.
- The slide length determines cabinet rail to rail distance + 0.00 / - 2.00 inches.
- Slide chassis (drawer) member is removable. Separate slide members by depressing the spring disconnect.
- Install slides into EIA rack with #10-32 screws (not provided) and secure with bar nuts (optional). Rear adjustment is possible by aligning the back bracket. Do not tighten screws until final adjustment is made.
- Mount slide drawer members (smallest) to the chassis.
- Slide will mount on the following cabinet rails. See Figure 1. Accuride recommends using bar nuts to attach brackets to rails.
 - * For 1/2" pitch pattern use Accuride bar nut #4100-0106-CE.
 - * For 5/8" pitch pattern use Accuride bar nut #4100-0107-CE. See Figure 2.*
- With cabinet members in the open or closed position, install chassis by engaging the slide members and close completely. Check slide alignment by opening and closing the chassis. Any sign of binding indicates lateral stress or mis-alignment.
- Adjust slide position until movement is smooth. Tighten all screws and complete installation.

Note: For questions concerning center-line mounting on a 1U chassis, contact Accuride at (562) 903-0200.

Figure 2 1U Chassis Height Slide Locations



2U and Larger Chassis Height Slide Locations

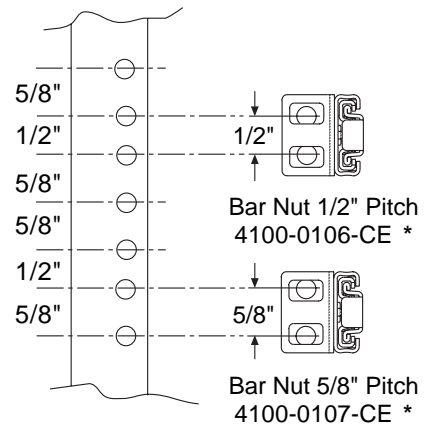
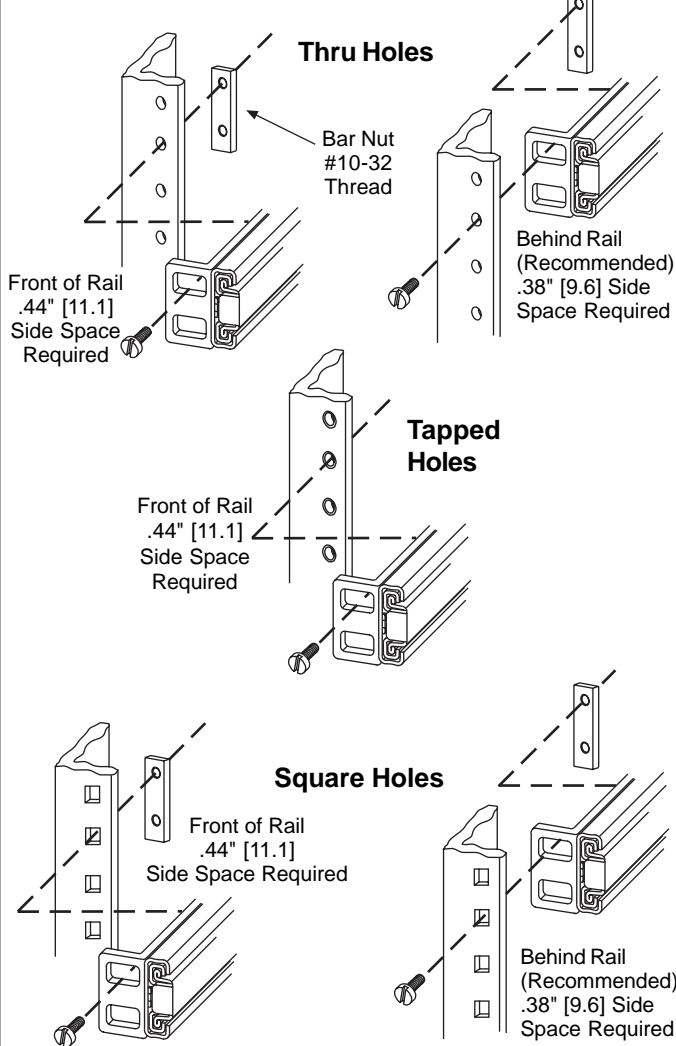


Figure 1 EIA Cabinet Installation



Slide Ordering Instructions

Complete your slide order for Accuride Model 2807 by specifying the following information. For example:

Required Slides _____ 10 Pair _____ C 2807 -18 D
 Slide Finish _____
 Slide Model _____
 Slide Length _____
 Optional Polybag Packaging _____

Packaging

Bulk (P) Pack: All lengths are packaged 10 pair per box.

Distributor (D) Pack: Polybag packaging includes two slides (1 pair in polybag) and installation instructions. All lengths are packaged 10 pair per box. Mounting hardware not included.

Specifications

Slide members: Cold rolled steel
 Finish: Bright electro-zinc

Note: Specifications, materials, prices, terms, and delivery are subject to change without notice.

Accuride

ACCURIDE INTERNATIONAL INC.

12311 Shoemaker Avenue
 Santa Fe Springs, CA 90670
 TEL (562) 903-0200
 FAX (562) 903-0208
 www.accuride.com

Manufacturing, Engineering, and Sales
 United States • Germany • Japan • Mexico • United Kingdom

Copyright © 2001 Accuride International Inc. Printed in U.S.A. 3700-9447(1083)-MK087-R2-1201

Copyright © 2001 Accuride International Inc. Printed in U.S.A. 3700-1083(9447)-MK570-R2-1201