



N6 Hinge

Surface mount · 304 or 316 Stainless Steel



- Stamped hinge construction
- High gloss finish option
- Covered hinge option

Material and Finish

Stainless Steel, passivated or high gloss

Performance Details

Radial load:

Max. static load: 534 N (120 lbf)

Axial load:

Max. static load: 534 N (120 lbf)

Installation Notes

Screws not supplied

Install hinge with M4 (8-32) CSK

For optional covers:

Order covers separately.

Clean hinge leaf surface to remove dirt, oil or grease.

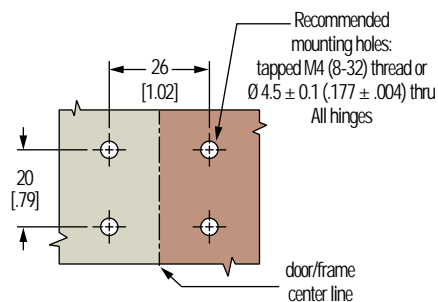
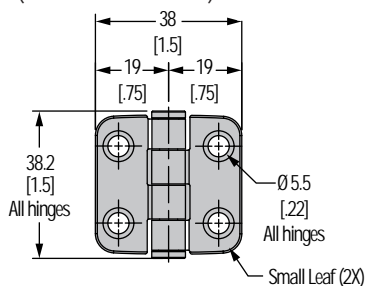
Remove backing from pre-applied adhesive. Place cover over leaf.

Press firmly to activate adhesive.

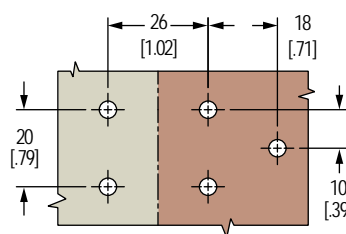
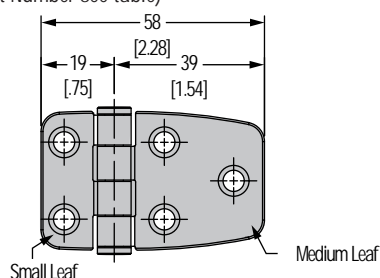
Part Number

Order hinge and optional covers separately

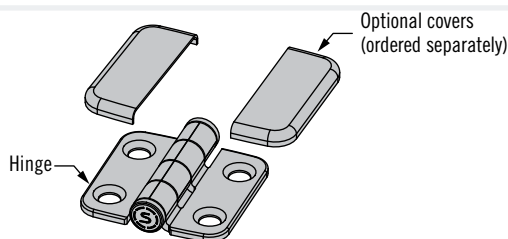
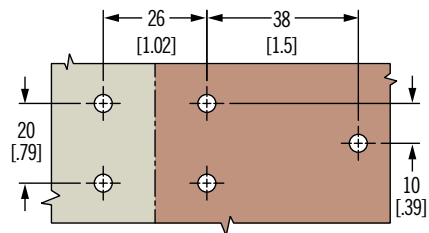
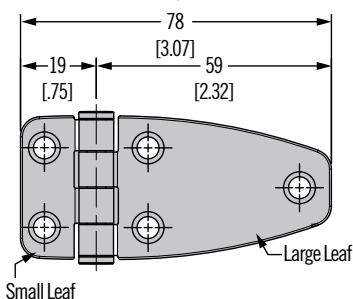
Style 1 (Part Number see table)



Style 2 (Part Number see table)



Style 3 (Part Number see table)



Style	Part Number				
	304 Stainless Steel, Passivated	316 Stainless Steel, High Gloss			
	Hinge	Hinge	Small Leaf Cover	Medium Leaf Cover	Large Leaf Cover
1	N6-4E-422-20	N6-4E-422-24	N6-C-42-24 (2 each)	—	—
2	N6-4E-424-20	N6-4E-424-24	N6-C-42-24	N6-C-44-24	—
3	N6-4E-426-20	N6-4E-426-24	N6-C-42-24	—	N6-C-46-24
4	N6-4E-444-20	N6-4E-444-24	—	N6-C-44-24 (2 each)	—
5	N6-4E-446-20	N6-4E-446-24	—	N6-C-44-24	N6-C-46-24
6	N6-4E-466-20	N6-4E-466-24	—	—	N6-C-46-24 (2 each)

Other options available. For complete details on variety, part numbers, installation and specification, go to



www.southco.com/N6

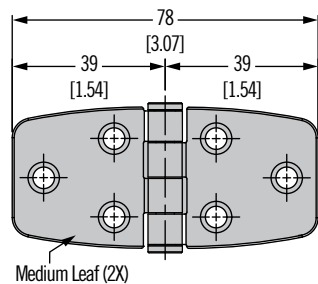
Dimensions in millimeters (inch) unless otherwise stated



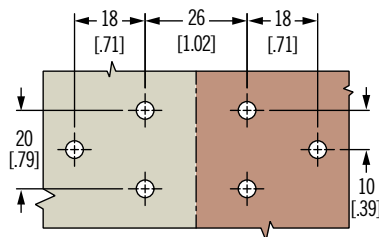
N6 Hinge

Surface mount · 304 or 316 Stainless Steel

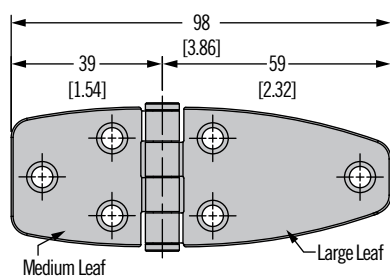
Style 4 (Part Number see table)



Medium Leaf (2X)

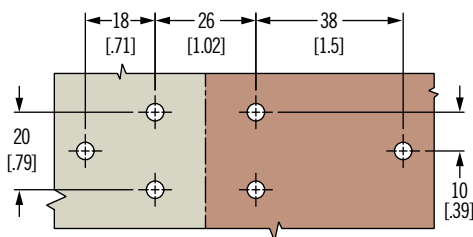


Style 5 (Part Number see table)

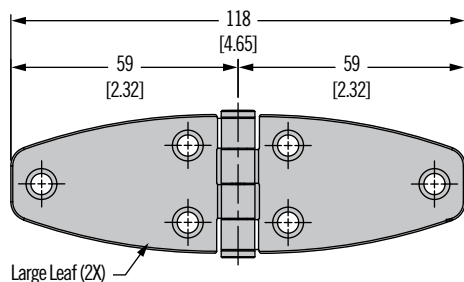


Medium Leaf

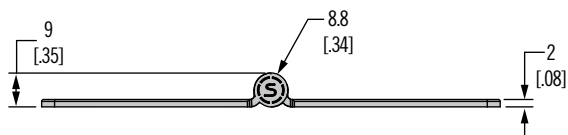
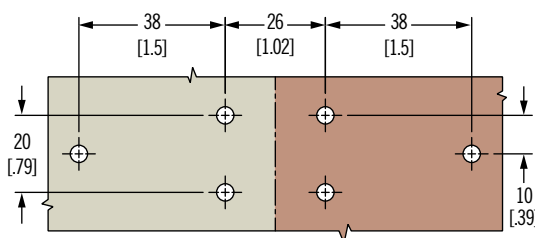
Large Leaf



Style 6 (Part Number see table)

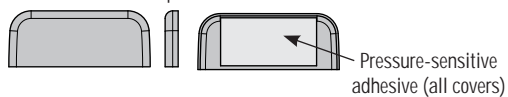


Large Leaf (2X)



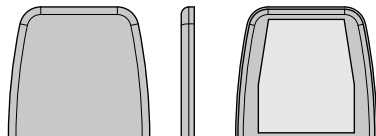
Optional covers ordered separately

For use with small leaf: part number N6-C-42-24



Pressure-sensitive adhesive (all covers)

For use with medium leaf: part number N6-C-44-24



For use with large leaf: part number N6-C-46-24

