



**Concept
Latch Lock & Hinge**

PINCHWELD - PVC/EPDM SPONGE

PVC/EPDM SPONGE PINCHWELD FIRE RETARDATION SPECIFICATION

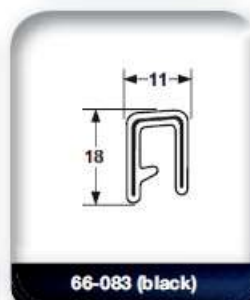
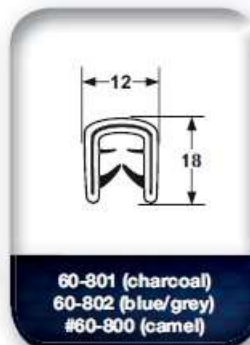
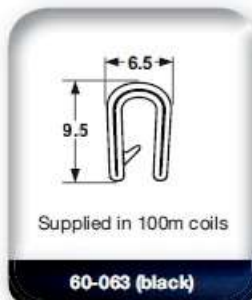
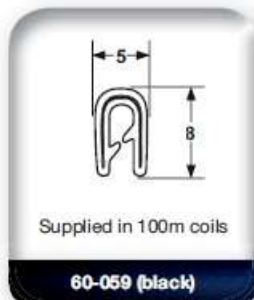

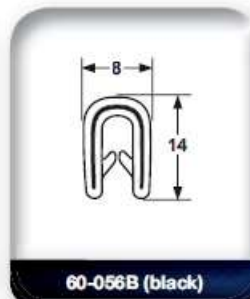
EPDM Sponge - 30-50mm/min.(spect max 100mm/min. for elastomers.)

PVC - 60-100mm/min.(spect max 150mm/min. for PVC & plastics.)

Both are defined as SEB (Self Extinguishing with Burn Rate). PVC is a plastic and all plastics are deformed by heat. Combustion gas off EPDM sponge is carbon dioxide while PVC produces water and some chlorine gasses.

All supplied in 50 Metre coils unless otherwise specified

All dimensions in millimetres



www.conceptlatch.com.au
sales@conceptlatch.com.au
03 9388 2551