



# C5 Compression Latch

Sealed lever latch

90mm size

- Low profile when latched
- Easy grip adjustment
- Push button actuation

### Material and Finish

Zinc alloy, black powder coated or chrome plated and steel, zinc plated

### Performance Details

Maximum static load:  
445 N (100 lbf)

### Sealing Notes

NEMA 4 / IP65 sealing is achieved by using optional flange gasket and sealing the mounting screw threads

### Accessories

Dust cover:

Part number: C5-0-34682  
(add 2.2 (.086) to door thickness)

Flange Gasket:

Part number: C5-82  
(add 0.8 (0.03) to door thickness)



Rubber Bumper:

Part Number: C5-25-301-82



### Keys

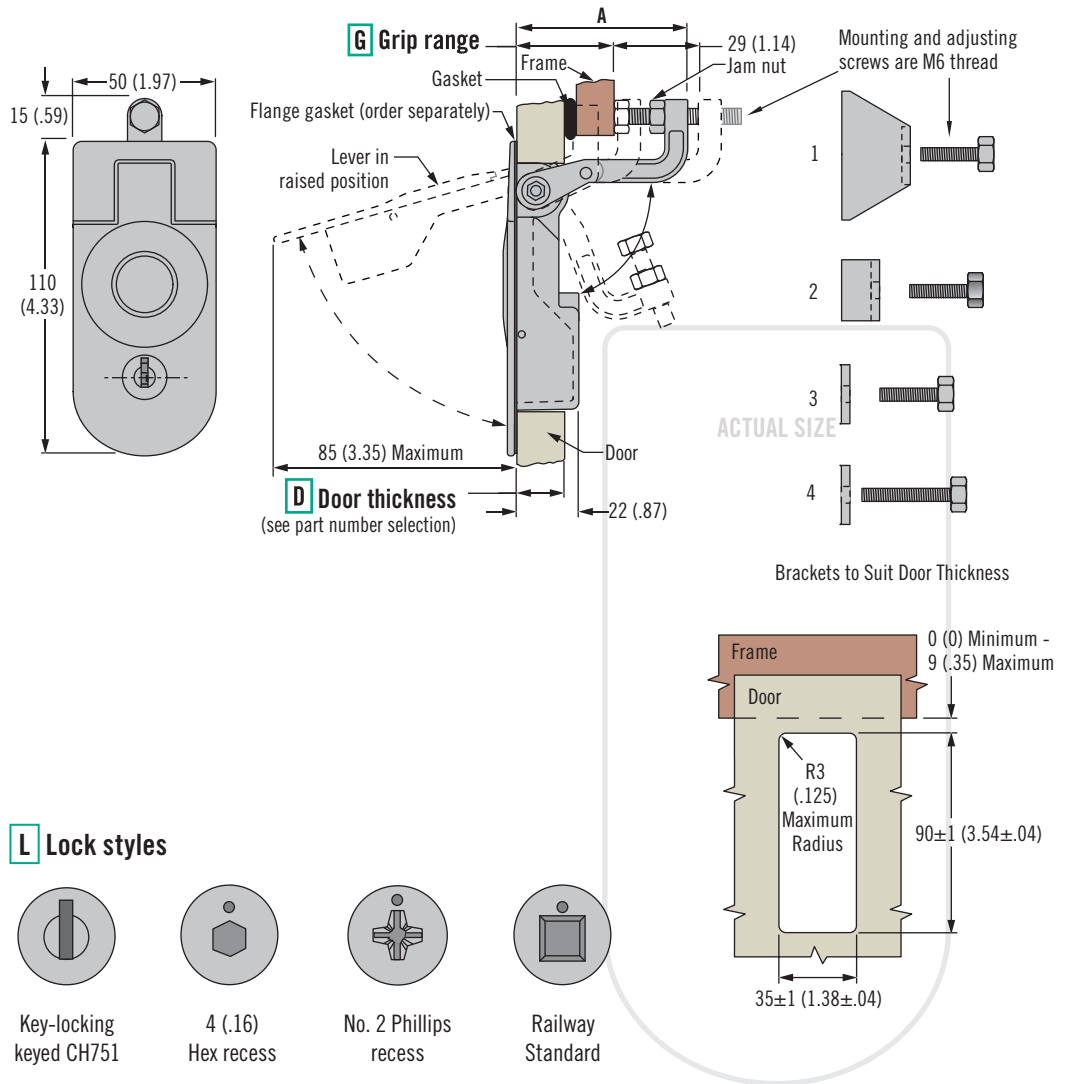
See page 121

### Part Number Selection

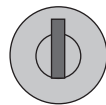
See table

### Notes

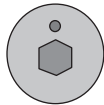
For lock core selection and a complete overview of the *SOUTHCO*® Key-Choice System see page 190



### L Lock styles



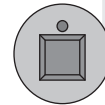
Key-locking  
keyed CH751



4 (.16)  
Hex recess



No. 2 Phillips  
recess



Railway  
Standard

### L Lock style

- 1 Non-locking
- 2 Locking without dust shutter, keyed alike CH751 (two flat keys supplied)
- 3 Locking with dust shutter, keyed alike CH751 (two flat keys supplied)
- 9 Locking without lock core (order separately see page 190)
- 4 4 (.16) Hex recess
- 5 No. 2 Phillips recess
- 6 Railway standard

### D Door thickness

- 1 1 - 11 (.04 - .43)
- 2 11 - 21 (.43 - .83)
- 3 21 - 31 (.83 - 1.22)
- 4 31 - 41 (1.22 - 1.61)

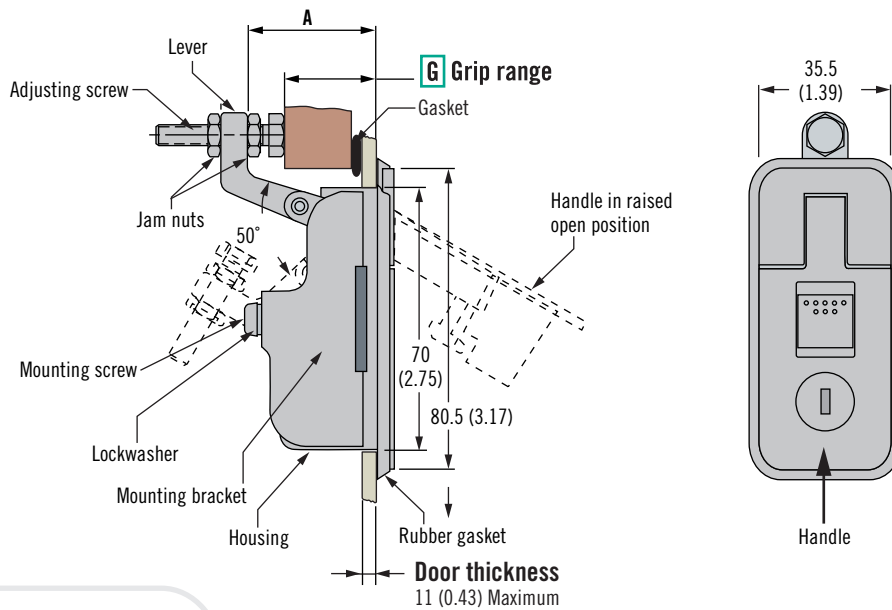
- ### P Packaging option
- 3 Layer packed (omit for individually packaged latches)

G Grip Range		A
1	1 - 14 (.04 - .55)	Door thickness option 1 and 2 only 29 (1.14)
2	14 - 29 (.55 - 1.14)	Door thickness option 1, 2 and 3 only 44 (1.73)
3	29 - 45 (1.14 - 1.77)	60 (2.36)
4	45 - 57 (1.77 - 2.25)	72 (2.84)

C5 - L D - G 5 - P

# C5 Compression Latch

Sealed lever latch  
71mm size



- Low profile when latched
- Easy grip adjustment
- Push button actuation

### Material and Finish

Zinc alloy, powder coated and steel, zinc plated

### Performance Details

Maximum static load:

Grip 1 - 25 (.04 - .98):

290 N (65 lbf)

Grip 15 - 30 (.59 - 1.18):

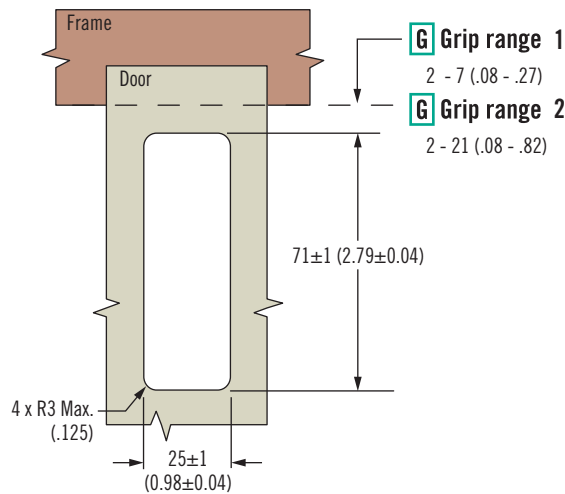
170 N (40 lbf)

### Sealing Notes

Environmental sealing is achieved by sealing the mounting screw threads


### Keys

See page 121



### Part Number Selection

See table



- L** Lock style
- 1 Non-locking
  - 3 Key-locking with dust shutter, keyed alike CH751 (two flat keys supplied)

	<b>G</b> Grip Range	A
1	1 - 25 (.04 - .98)	36.5 (1.44)
2	15 - 30 (.59 - 1.18)	40.0 (1.57)