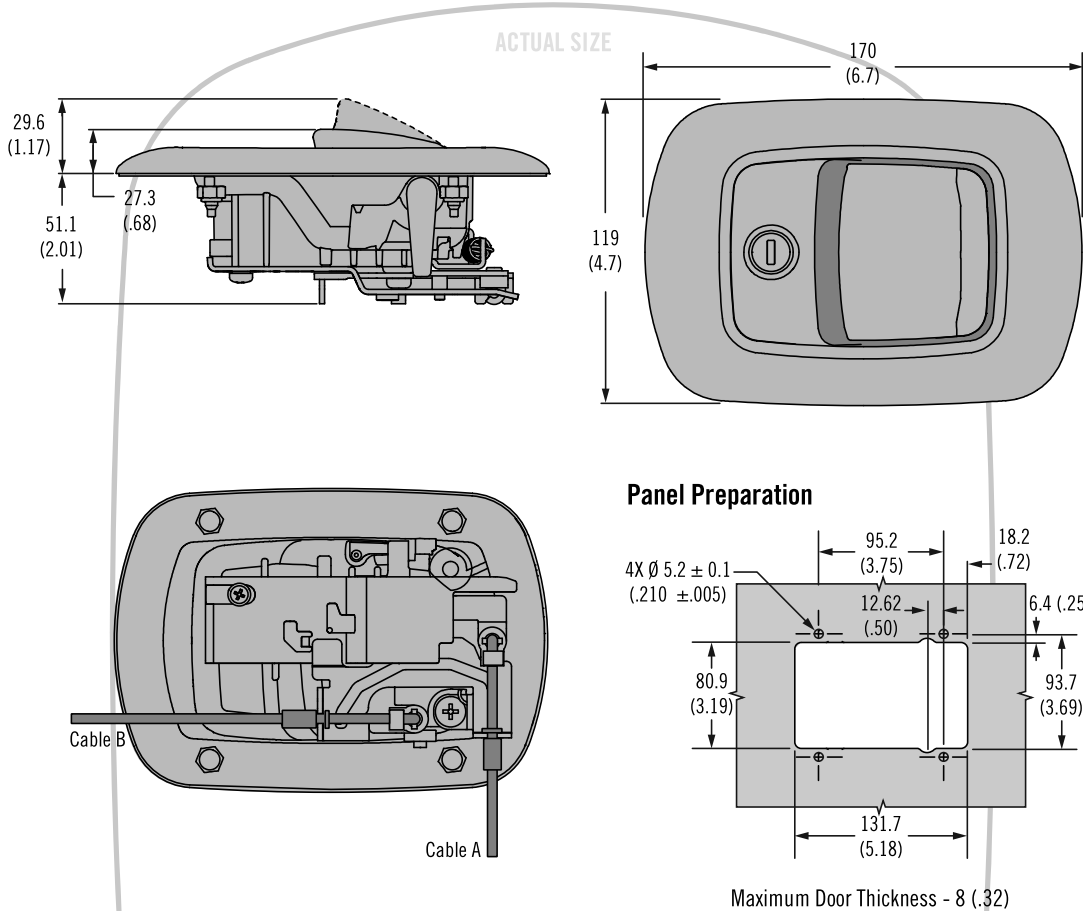


AC-20 Multi Point Actuator

Pull-to-open Paddle



263B



L Locking Options

- 1 Reversible Key (No Keys - R001)
- 2 Reversible Key (2 Keys included - R001)
- 3 Reversible Key (Keyed differently - 2 keys included)
- 4 Standard Key (No keys - CH751)
- 5 Standard Key (2 Keys included - CH751)
- 6 Standard Key (Keyed differently - 2 keys included)
- 9 No Lock Plug installed (See notes for more information)

KC Key Codes

(Omit for Locking Options 1, 2, 4, 5 and 9)

*KD10 Keyed Differently (Only used if L =3 or 6)

*MK10 Master Keyed Differently (Only used if L =6)

*Supplied in multiples of 10 with 10 different key codes.

AC - 20 - 3 L 1 - PP - KC

PP Paddle Finish

30 Chrome, polished

50 Black powder coated

- Single or multi-point actuation capability
- Compatible with a wide range of rotary latches
- Environmentally sealed

Material and Finish

Housing: Glass-filled nylon, black

Paddle: Zinc alloy, black powder coated or chrome plated

Installation Notes

Maximum tightening torque on supplied mounting nuts 3 N·m (27 in·lbf)

Notes

For lock core selection and a complete overview of the *SOUTHCO*® Key-Choice System see page 158

Can be configured with 1 or 2 cables, see page 272.
Recommended cable type 7

Part Number

See table

southco
CONNECT · CREATE · INNOVATE

Dimensions in millimeters (inch) unless otherwise stated



www.southco.com/AC

Other options available. For complete details on variety, part numbers, installation and specification, go to



R3-22 Multi Point Actuator

Pull-to-open Paddle

- Single or multi-point actuation capability
- Compatible with a wide range of rotary latches
- Environmentally sealed

Material and Finish

Latch assembly: Zinc alloy, black or white powder coated or chrome plated.
Mounting bracket: Steel, zinc plated

Installation Notes

Maximum tightening torque on mounting screws: 2 N•m (14 in•lbf)

Notes

For lock core selection and a complete overview of the *SOUTHCO*® Key-Choice System see page 158

Can be configured with 1 or 2 cables. Recommended cable type 7. Cable mounting brackets sold separately. (See page 275).

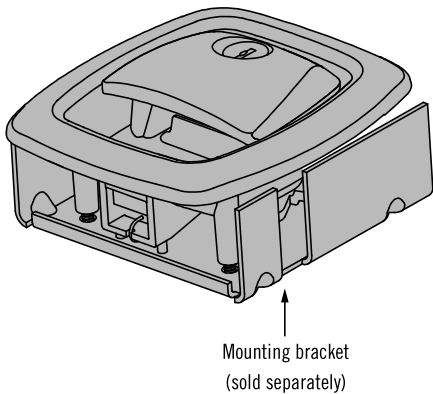
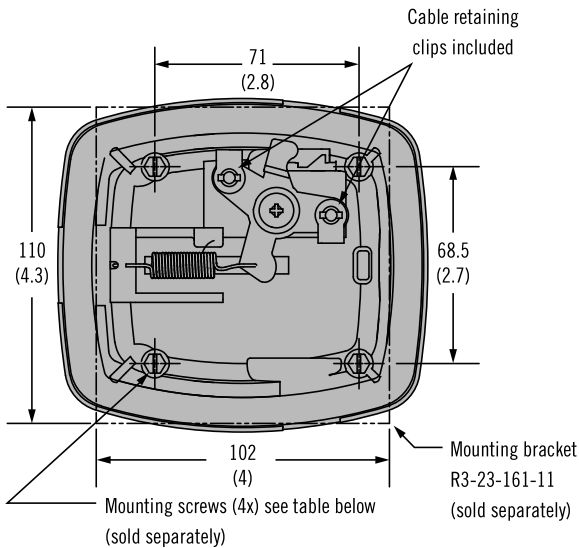
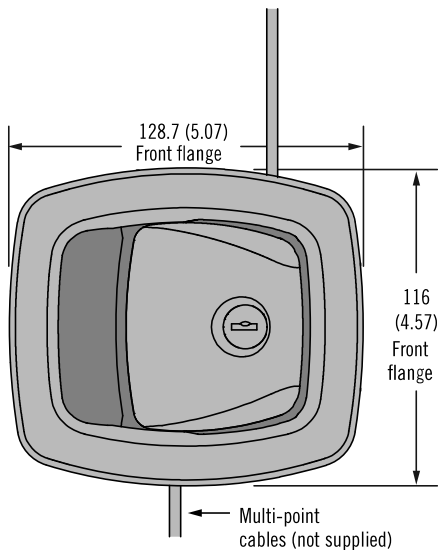
Part Number

Order latch, bracket and mounting screws separately

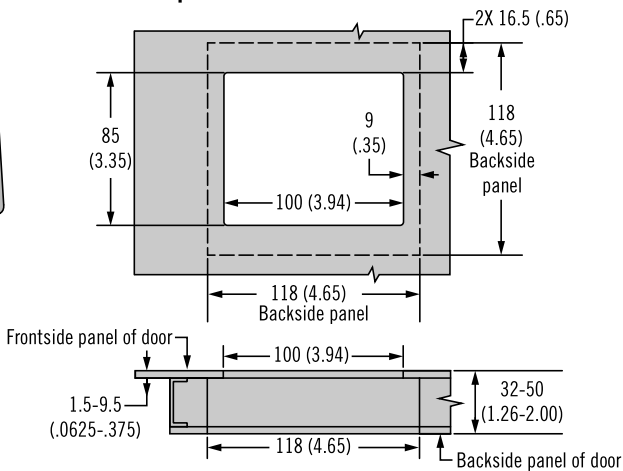
For latch see table

For mounting bracket, order part number R3-23-161-11

See table for mounting screws



Panel Preparation



R3 - 22 - 3 L 0 - F 0

L Locking Options

- 0 Non-locking
- 1 Reversible Key (No keys - R001)
- 2 Reversible Key (2 keys included - R001)
- 4 Standard Key (No keys - CH751)
- 5 Standard Key (2 Keys included - CH751)
- 9 No lock plug installed (see notes for more information)


F Finish

- 1 Polished chrome
- 5 Black powder coated
- 7 White powder coated

Screws for Mounting Bracket Part Number R3-23-161-11

Front Door Thickness	No. 8 Self Tapping Screw (order 4 per latch)
1.5 (.062) - 4.8 (.187)	R3-23-250-01
4.8 (.187) - 9.5 (.375)	R3-23-250-02

Other options available. For complete details on variety, part numbers, installation and specification, go to



Dimensions in millimeters (inch) unless otherwise stated



64 Push-to-Close Actuator

Pull-to-open · Paddle handle actuator · Multi-point · Large

- Flush mounting installation
- Multiple mounting styles
- Locking and Non-Locking options

Material and Finish

Stainless steel, polished, steel, zinc plated or black powder coated

Accessories

Flat key, keyed alike CH751
(2 keys per ring)
Part number: PK-10-01

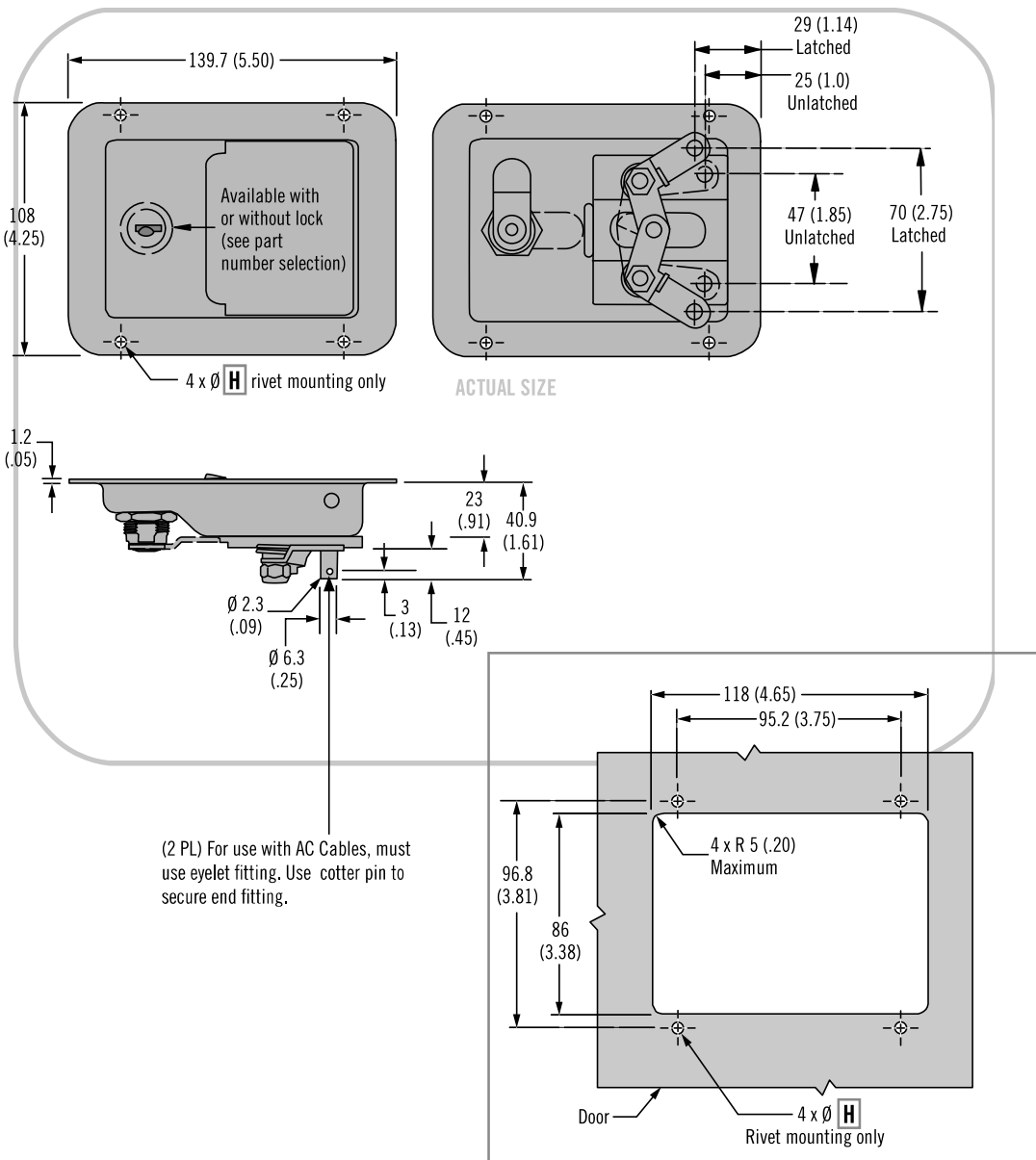


Overmolded key, keyed alike CH751
(2 keys per ring)
Part number: PK-10-01-05



Notes

AC Cable end fitting must be eyelet for this actuator (Page 272)



(2 PL) For use with AC Cables, must use eyelet fitting. Use cotter pin to secure end fitting.

Part Number Selection

H	Housing	M	Material
0	Weld	10	Steel, zinc plated
1	Rivet through hole 4.9 (.19)	20	Stainless steel, polished
2	Rivet through hole 5.2 (.20)	50	Steel, black powder coated

L	Lock style
0	Non-locking
1	Key-locking keyed alike CH751 (2 Flat keys supplied)

64 - 40 - 4 L H - M

Other options available. For complete details on variety, part numbers, installation and specification, go to

www.southco.com/64

Dimensions in millimeters (inch) unless otherwise stated