

B4 Handle

Surface mount

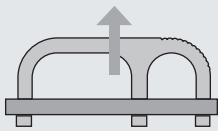
- Easy concealed installation
- Light-weight

Material and Finish

Aluminum, anodized, clear or black

Performance Details

Maximum static load:
5560 N (1250 lbf)



Installation Notes

Screws not supplied.

Calculate screw length using the following formula:

Door thickness + 9.5 (.38)

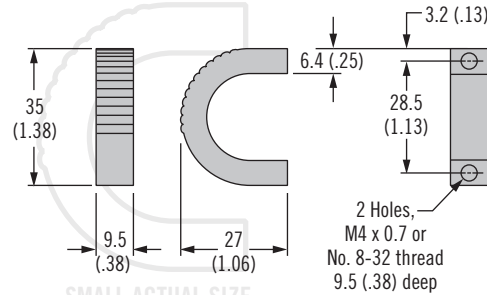
Center screw may be eliminated if desired (Medium, Large, and Extra Large sizes only)

Maximum recommended tightening torque of mounting screws:

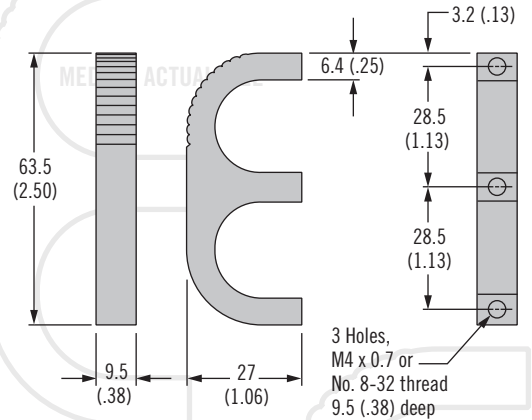
2.3 N·m (20 in·lbf) (not supplied)

Part Number Selection

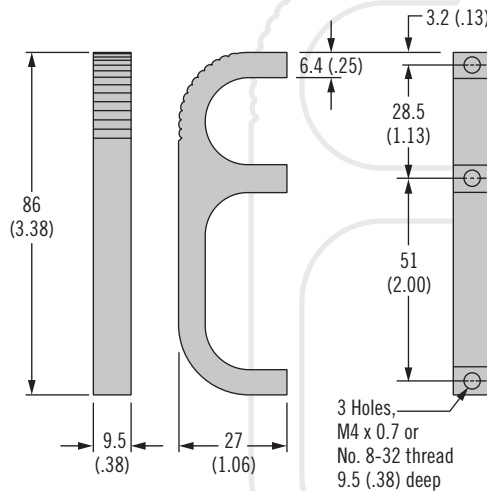
Small



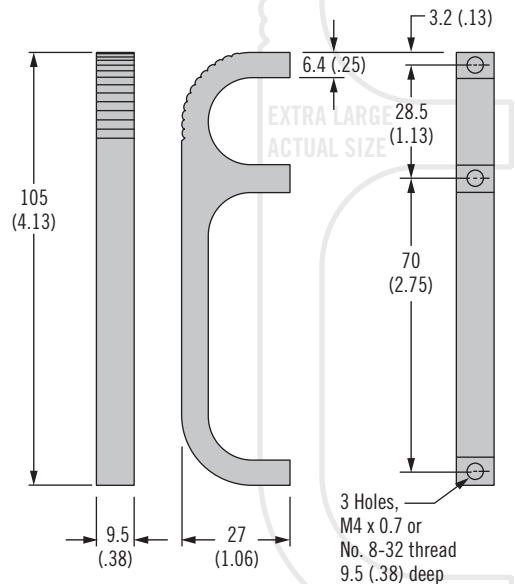
Medium



Large



Extra Large



B4 - T - S 03 - 1 F - P

T Tapped mounting hole

10 Imperial 8-32

50 Metric M4 x 0.7

S Size

1 Small

2 Medium

3 Large

4 Extra large

P Packing option

Omit for individual packaging

3 Layer packaged contact Southco

F Finish

1 Clear anodized

5 Black anodized

Other options available. For complete details on variety, part numbers, installation and specification, go to



www.southco.com/B4

Dimensions in millimeters (inch) unless otherwise stated