



# E5 Cam Latch

Zinc · Tool or hand operated · Fixed grip · Mini size

- Single hole install
- Compact size
- Minimal panel intrusion

### Material and Finish

Zinc alloy, powder coated and steel, zinc plated

### Performance Details

Maximum static load: 130 N (29 lbf)

### Installation Notes

Mounting nut maximum tightening torque: 5 N·m (45 in-lbf)

Screw Maximum tightening torque: 1 N·m (9 in-lbf)

### Sealing Notes

NEMA 4 / IP65 achieved using gasket supplied

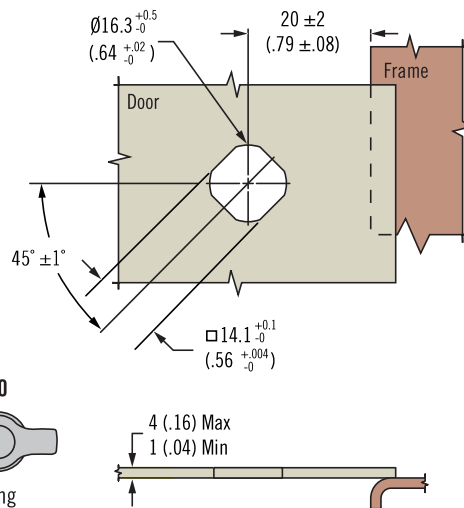

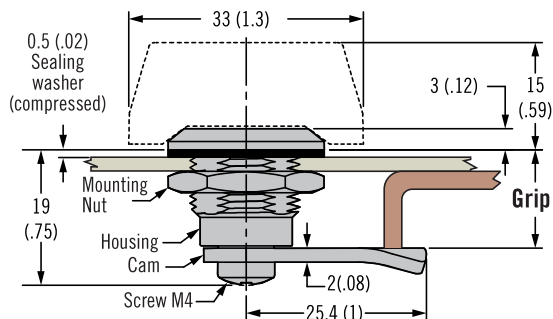
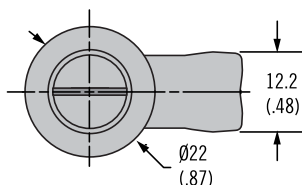
### Key part numbers

- 6mm (.24) Triangle E3-19-3
- 6mm (.24) Square E3-20-3

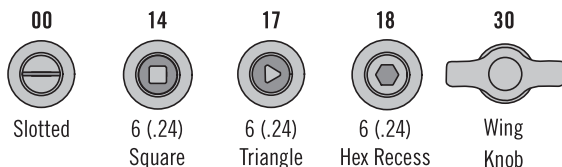


### Part Number Selection

Order latch and cam separately



### H Head style



### Latch Part Number (no cam)

E5 - M - H F - UU1

- F** Finish
- 2 Bright chrome
  - 5 Black powder coated

- H** Head style
- 00 Slotted
  - 14 Square 6mm
  - 17 Triangle 6mm
  - 18 Hex Recess 6mm
  - 30 Wing Knob

Cam Part Number Table (order separately from latch)			
Grip	Part Number	Grip	Part Number
4 (.16)	E5-3005	16 (.63)	E5-3011
6 (.24)	E5-3006	18 (.71)	E5-3012
8 (.31)	E5-3007	20 (.79)	E5-3013
10 (.39)	E5-3008	22 (.87)	E5-3014
12 (.47)	E5-3009	24 (.94)	E5-3015
14 (.55)	E5-3010	26 (1.02)	E5-3016

Dimensions in millimeters (inch) unless otherwise stated