

ST-10E Hinge

Position control · Constant torque

- Smooth, zero backlash operation
- Space efficient design provides high torque in minimum space
- Constant torque, never needs adjusting

Material and Finish

Zinc alloy and steel, natural

Performance Details

Cycle performance:
20,000 cycles within $\pm 20\%$ of static torque specification

Installation Notes

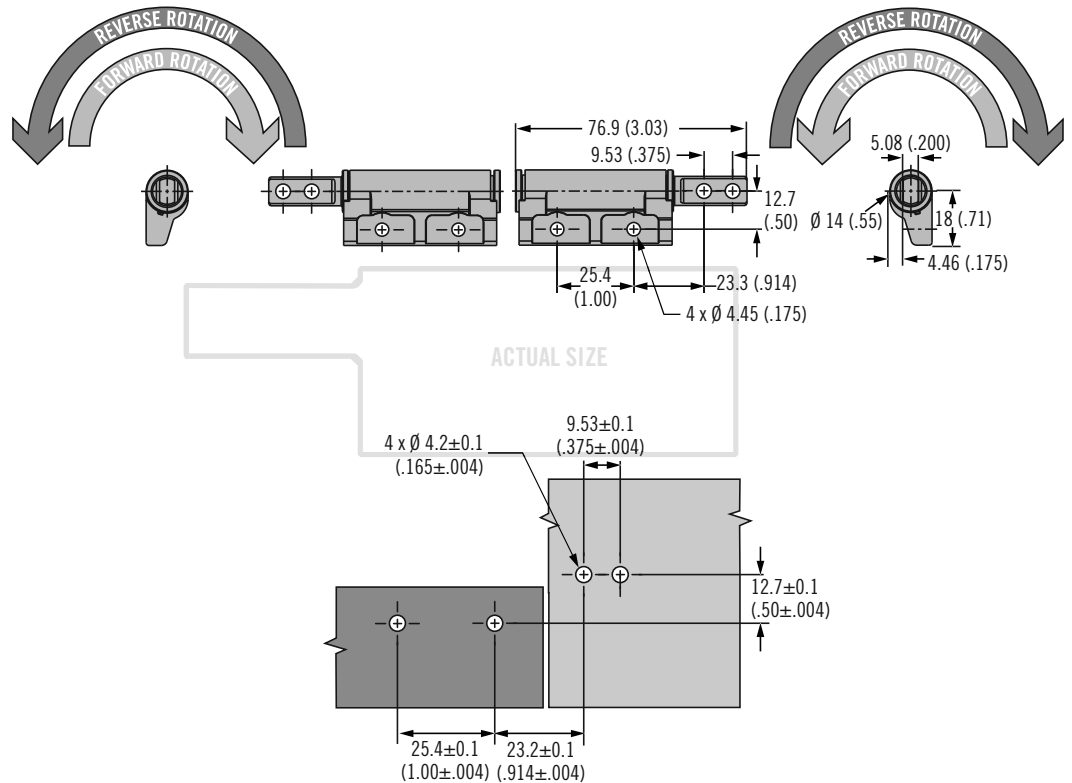
1. Install hinge using M4 (No. 8 socket head cap screw.
2. For proper function, assembly must include (1) type A and (1) type B hinge.

Part Number

See table

Type A

Type B



Symmetric Torque Versions

Part Number		Static Torque (Forward and Reverse) N·m (in·lbf)
Type A	Type B	
ST-10E-120SJ-33	ST-10E-120SK-33	1.35 (12)
ST-10E-200SJ-33	ST-10E-200SK-33	2.26 (20)
ST-10E-280SJ-33	ST-10E-280SK-33	3.16 (28)
ST-10E-360SJ-33	ST-10E-360SK-33	4.06 (36)

Asymmetric Torque Versions

Part Number		Static Torque N·m (in·lbf)	
Type A	Type B	Forward N·m (in·lbf)	Reverse N·m (in·lbf)
ST-10E-200FJ-33	ST-10E-200FK-33	2.26 (20)	1.35 (12)
ST-10E-280FJ-33	ST-10E-280FK-33	3.16 (28)	1.89 (16.8)
ST-10E-360FJ-33	ST-10E-360FK-33	4.06 (36)	2.44 (21.6)
ST-10E-440FJ-33	ST-10E-440FK-33	4.97 (44)	2.93 (26)
ST-10E-200RJ-33	ST-10E-200RK-33	1.35 (12)	2.26 (20)
ST-10E-280RJ-33	ST-10E-280RK-33	1.89 (16.8)	3.16 (28)
ST-10E-360RJ-33	ST-10E-360RK-33	2.44 (21.6)	4.06 (36)
ST-10E-440RJ-33	ST-10E-440RK-33	2.93 (26)	4.97 (44)

Other options available. For complete details on variety, part numbers, installation and specification, go to



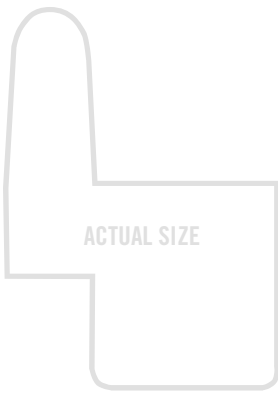
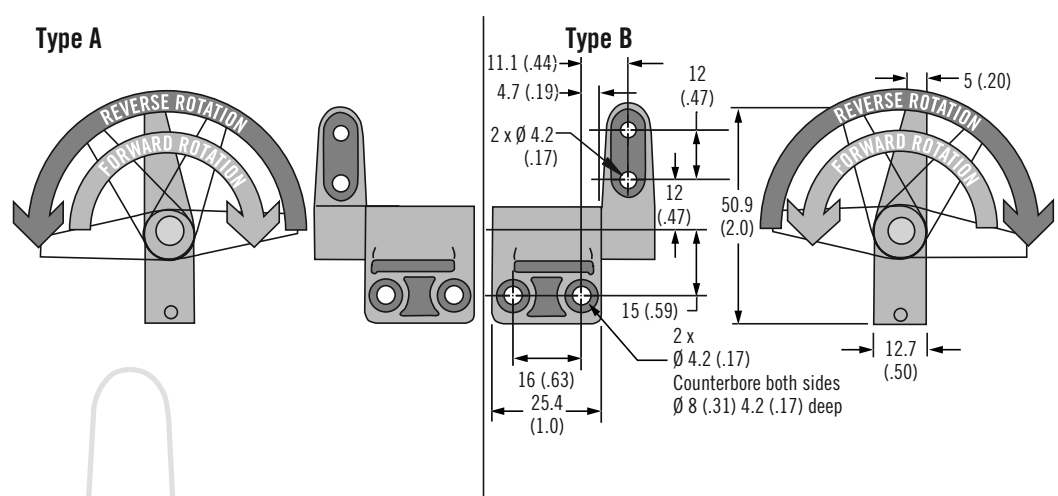
www.southco.com/ST

Dimensions in millimeters (inch) unless otherwise stated

southco
CONNECT · CREATE · INNOVATE

ST-12A Hinge

Position control · Constant torque



- Smooth, zero backlash operation
- Space efficient design provides high torque in minimum space
- Constant torque, never needs adjusting

Material and Finish

Zinc alloy and steel, natural

Performance Details

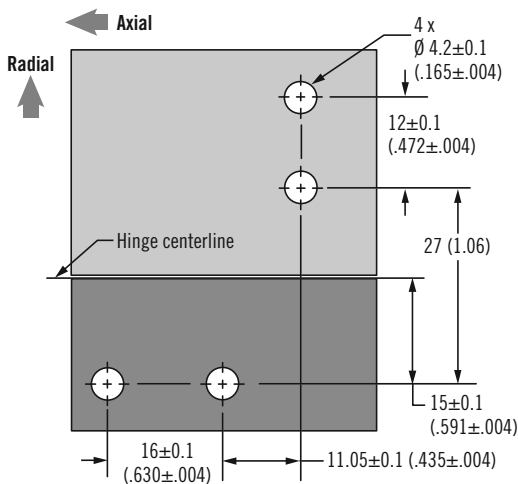
- Radial load:
Maximum static load:
1000 N (225 lbf)
- Axial load:
Maximum static load:
1200 N (270 lbf)
- Cycle performance:
20,000 cycles within ±20% of static torque specification

Installation Notes

1. Install hinge using M4 (No. 8) socket head cap screw.
2. For proper function, assembly must include (1) type A and (1) type B hinge.

Part Number


See table



Symmetric Torque Versions		
Part Number		Static Torque (Forward and Reverse) N·m (in·lbf)
Type A	Type B	
ST-12A-120SA-33	ST-12A-120SB-33	1.4 (12)
ST-12A-200SA-33	ST-12A-200SB-33	2.3 (20)
ST-12A-280SA-33	ST-12A-280SB-33	3.2 (28)
ST-12A-360SA-33	ST-12A-360SB-33	4.1 (36)

Asymmetric Torque Versions			
Part Number		Static Torque N·m (in·lbf)	
Type A	Type B	Forward N·m (in·lbf)	Reverse N·m (in·lbf)
ST-12A-200FA-33	ST-12A-200FB-33	2.3 (20)	1.5 (13.6)
ST-12A-280FA-33	ST-12A-280FB-33	3.2 (28)	2.2 (19.1)
ST-12A-360FA-33	ST-12A-360FB-33	4.1 (36)	2.8 (24.6)
ST-12A-440FA-33	ST-12A-440FB-33	5 (44)	3.4 (30)
ST-12A-200RA-33	ST-12A-200RB-33	1.5 (13.6)	2.3 (20)
ST-12A-280RA-33	ST-12A-280RB-33	2.2 (19.1)	3.2 (28)
ST-12A-360RA-33	ST-12A-360RB-33	2.8 (24.6)	4.1 (36)
ST-12A-440RA-33	ST-12A-440RB-33	3.4 (30)	5 (44)





ST-4A , ST-5A, ST-10P Hinge

Position control · Constant torque

- Smooth consistent operation
- Compact design fits the smallest applications
- Never requires adjustment

Material and Finish

Aluminum, zinc alloy and steel, natural

Performance Details

Cycle performance:
20,000 cycles, see trade drawing at southco.com for details

ST-4A


Radial load:
Maximum static load:
200 N (45 lbf)

ST-5A

Radial load:
Maximum static load:
223 N (50 lbf)

ST-10P

Radial load:
Maximum static load: 334 N (75 lbf)



Part Number

See table

Part Number	Static Torque		X	Y
	Forward N·m (in·lbf)	Reverse N·m (in·lbf)		
ST-4A-3S-33	0.03 (0.3)		3.5 (.14)	3.5 (.14)
ST-4A-8S-33	0.08 (0.75)		9.5 (.37)	9.5 (.37)
ST-5A-10S-33	0.11 (1.0)		4.15 (.163)	7.4 (.291)
ST-5A-16S-33	0.18 (1.6)			
ST-5A-23S-33	0.26 (2.3)			
ST-5A-30S-33	0.34 (3.0)			
ST-10P-040S-33	0.45 (4)			
ST-10P-080S-33	0.9 (8)		9 (.35)	20.5 (.81)
ST-10P-100S-33	1.13 (10)			
ST-10P-140S-33	1.58 (14)			
ST-10P-040R-33	0.32 (2.8)	0.45 (4)		
ST-10P-080R-33	0.63 (5.6)	0.9 (8)		
ST-10P-120R-33	0.95 (8.4)	1.36 (12)		
ST-10P-160R-33	1.27 (11.2)	1.81 (16)		
ST-10P-040F-33	0.45 (4)	0.32 (2.8)		
ST-10P-080F-33	0.9 (8)	0.63 (5.6)		
ST-10P-120F-33	1.36 (12)	0.95 (8.4)		
ST-10P-160F-33	1.81 (16)	1.27 (11.2)		



www.southco.com/ST

Dimensions in millimeters (inch) unless otherwise stated

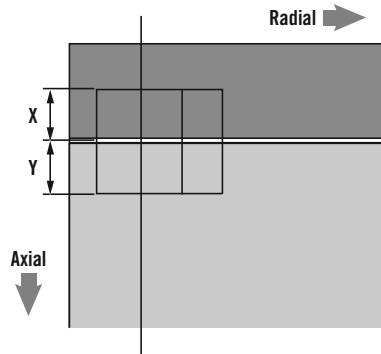
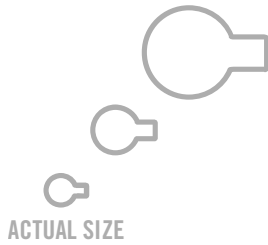
southco
CONNECT · CREATE · INNOVATE

ST-4A, ST-5A, ST-10P Hinge

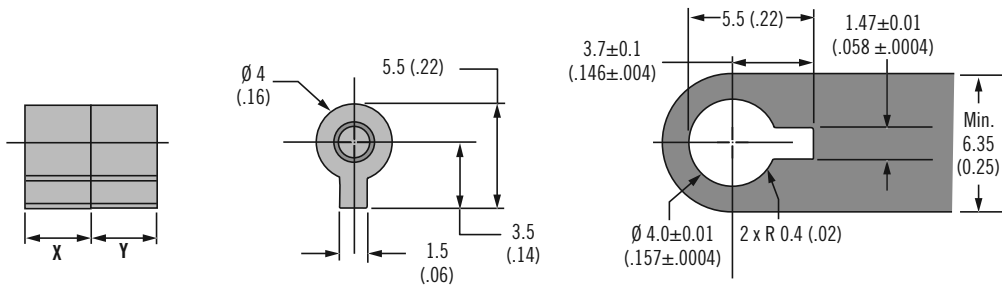
Position control · Constant torque



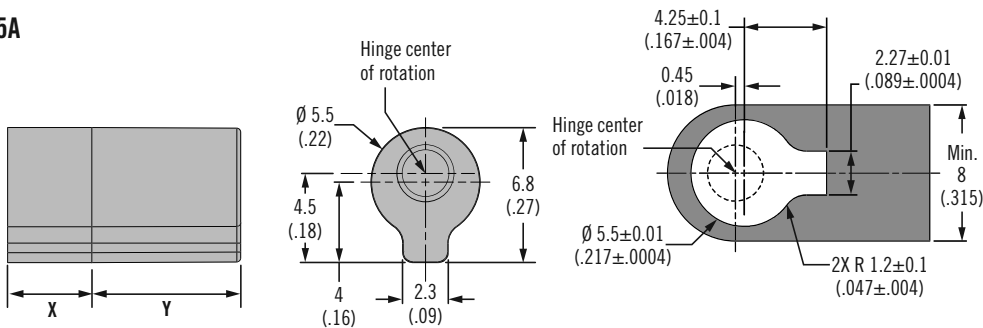
339A



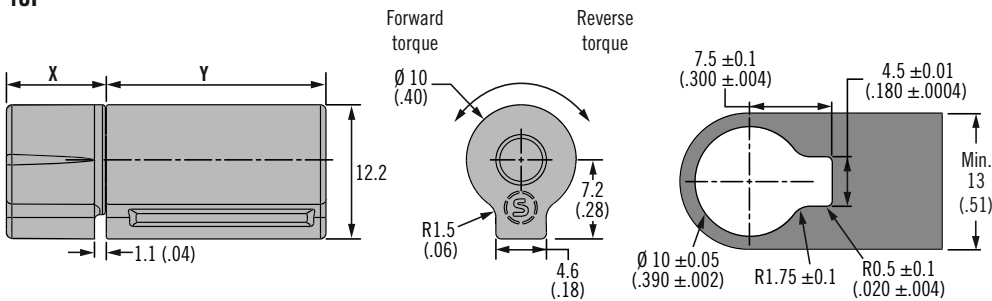
ST-4A



ST-5A



ST-10P



- Smooth consistent operation
- Compact design fits the smallest applications
- Never requires adjustment



Part Number

See table

