



E5 Cam Latch

Zinc · Cylinder lock · Fixed grip

- Single hole install
- Latched / unlatched indicator

Material and Finish

Zinc alloy, powder coated and steel, zinc plated
Scalp stainless steel

Performance Details

Maximum static load: 330 N (74 lbf)

Installation Notes

Mounting nut maximum tightening torque: 10 N·m (88 in·lbf)

Screw Maximum tightening torque: 5 N·m (45 in·lbf)

Sealing Notes

NEMA 4 / IP65 achieved using gasket supplied

Keys and Accessories

See page 120 and 169-175

Notes

Suitable for push-to-close action see page 166.

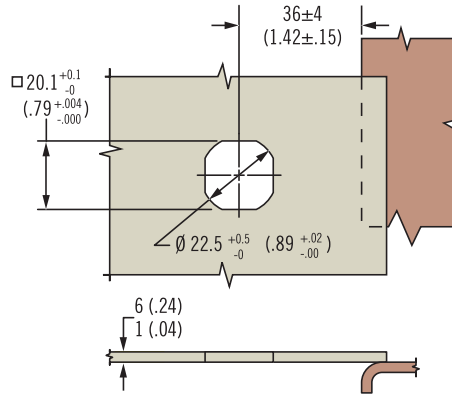
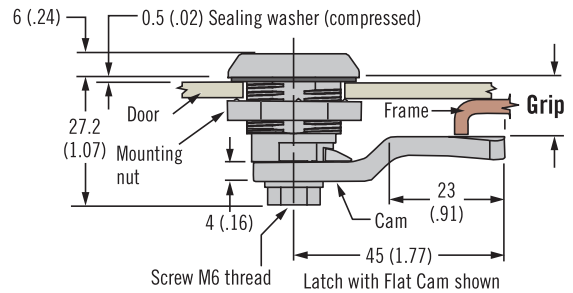

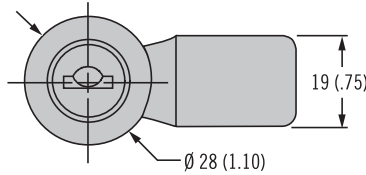
See page 170 for cam part numbers

Part Number Selection

See table

Order latch and cam separately

Cylinder Lock



F Finish

- 2 Bright chrome
- 5 Black powder coated

K Key options CH751

- 0 No keys supplied (order separately, see page 120 and 169-175)
- 2 2 Flat keys supplied

Latch Part Number
(no cam)

E5 - 5 - 40 F - UU1 - 1 K