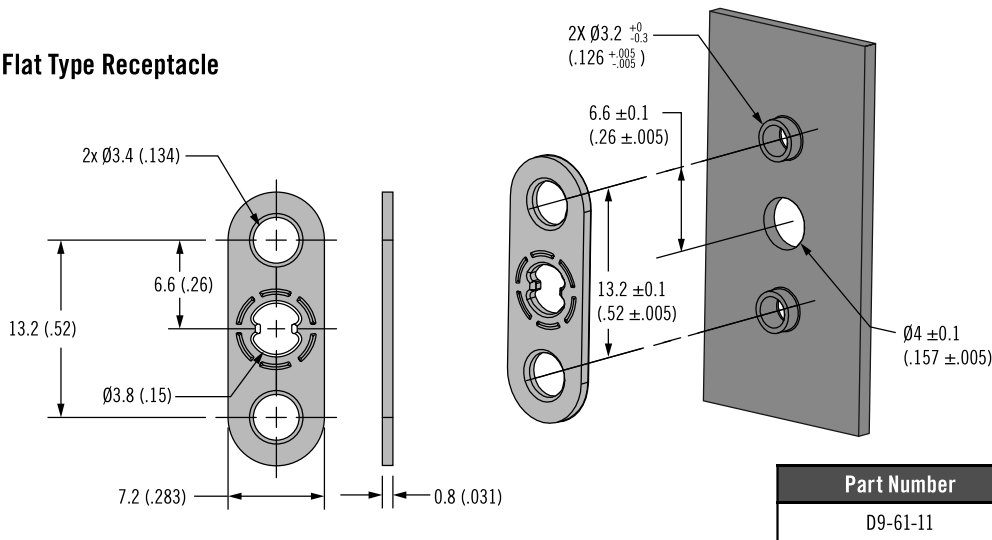


D9 DZUS® Tech Line Quarter-Turn Fasteners Receptacles



409D

Flat Type Receptacle



Material and Finish

Steel, zinc plate

Suitable for use with all assembly styles and stud lengths

Part Number

See table

82

85

D8

D9

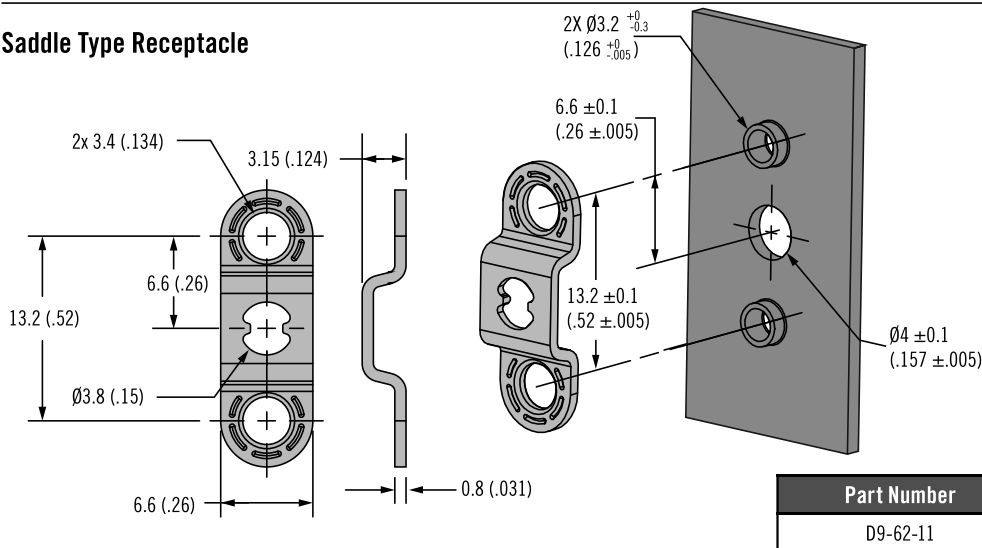
D1

D4

D5

D7

Saddle Type Receptacle



Material and Finish

Steel, zinc plate

Suitable for use with all assembly styles and stud lengths

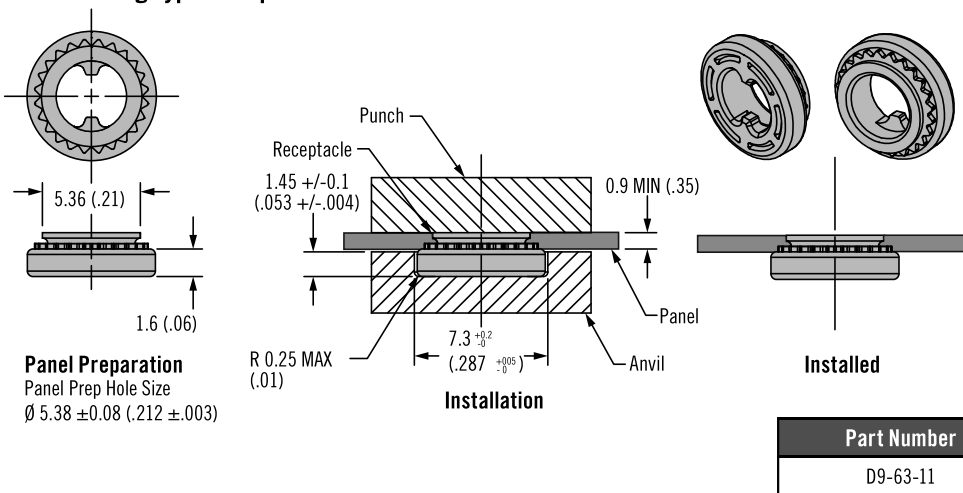
Part Number

See table

NY



Self-Clinching Type Receptacle



Material and Finish

Steel, zinc plate plus sealer

Installation Notes

1. Drill or punch panel prep hole.
2. Place receptacle into anvil and put panel over lip of receptacle
3. While keeping punch and anvil parallel, apply force until shoulder of receptacle contacts panel.

Recommended load of 13,400 N (3000 lbf) for steel, Rb 70 max, 11,200 N (2500 lbf) for aluminum

Part Number

See table