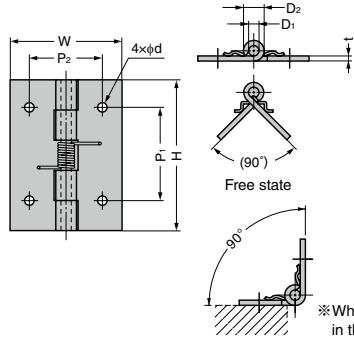


# SPRING HINGE HG-SH



● Stainless steel construction suitable for corrosive environments.

**[Remarks]**

- Torque given in the table below is the value when the hinge opens 90°. (Refer to ※ in the drawing below)
- Load capacity is the value when using two hinges. For calculation conditions, please refer to INDEX 1

※ When applying the torque given in the table below

RoHS	CAD	Item Code	Old Item Code	Item Name	Material	Finish	H	W	P <sub>1</sub>	P <sub>2</sub>	D <sub>1</sub>	D <sub>2</sub>	d	t	Torque Moment N·m	Torque Moment kgf·cm	Load Capacity N/2 pcs	Load Capacity kgf/2 pcs	Weight (g)	Box (pcs)	Carton (pcs)
☑	☑	170-098-515	-	HG-SH-20C	Stainless Steel (SUS304)	Barrel Polished	20	14	-	-	1	2.2	-	0.5	0.097	0.99	9.8	1	1.5	800	3200
☑	☑	170-098-516	170-098-520	HG-SH-25C			25	32	14	20	3	5.8	3.2	1.2	0.065	0.66	29	3	10	300	1200
☑	☑	170-098-517	170-098-521	HG-SH-38C			38	26	20	25	3	6.5	3.2	1.5	0.147	1.5	59	6	20	200	800
☑	☑	170-098-518	※ 170-098-522	HG-SH-51C			51	38	32	25						0.135	1.38	69	7	35	130

Refer to 1 : P.43

※Item code has been revised.

# SPRING HINGE SA

Passed 500,000 open/close private cycle test



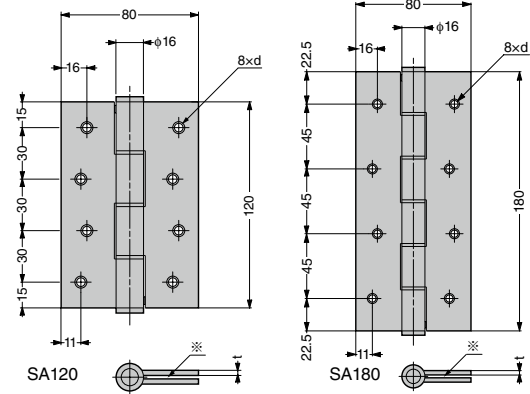
Special Colours (made to order)



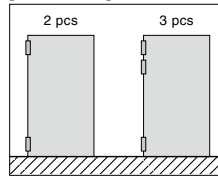
- Spring loaded for self-closing.
- Spring tension adjustable with three steps with a hex key.
- All parts including shaft and spring made of stainless steel (SUS304).

**[Remarks]**

- In case of noise, apply lubricant (grease) to washer and torsion spring.



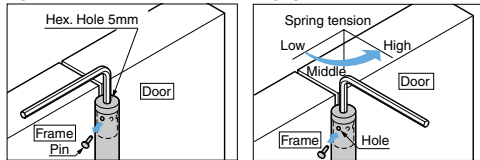
**[Installation]**



※ After the door is closed, leaves are not parallel to each other.

**[How to Adjust Spring Tension]**

Figure below shows the case of left-hanging.



Loosen shaft with a hex key and remove the pin.

Adjust spring tension with three steps. Put the pin to the hole and fix.

RoHS	CAD	Item Code	Item Name	Material	Finish	With Spring	t	d	Door Width	Load Capacity				Weight	Box		
										N/2pcs	kgf/2pcs	N/3pcs	kgf/3pcs	(g)	(pcs)		
☑	☑	170-090-810	SA120-5314-01	Aluminium Alloy	Anodised	Yes	4	φ5.3 THRU φ10 CSK	Max. 1000	196	20	294	30	175	2		
☑	☑	170-090-811	SA180-5814-01	Aluminium Alloy						392	40	588	60	260	2		
☑	☑	170-090-812	SA120-5314-05	Stainless Steel (SUS304)	Plain		2.5	φ5.5 THRU		196	20	294	30	303	2		
☑	☑	170-090-813	SA180-5814-05	Stainless Steel (SUS304)						392	40	588	60	526	2		
-	-	170-048-795	SA120-BK-5313-09	Aluminium Alloy	Black		4	φ5.3 THRU φ10 CSK		196	20	294	30	175	2		
-	-	170-048-796	SA180-BK-5813-09							392	40	588	60	260	2		
-	-	170-048-793	SA120-SM-5394-01			Anodised			No	2.5	φ5.5 THRU	196	20	294	30	175	2
-	-	170-048-794	SA180-SM-5894-01									392	40	588	60	260	2
-	-	170-048-797	SA120-SM-5394-05	Stainless Steel (SUS304)	Plain	No	2.5	φ5.5 THRU	196	20	294	30	303	2			
-	-	170-048-798	SA180-SM-5894-05						392	40	588	60	526	2			

Please contact your local agent or your nearest Sugatsune subsidiary for detail/availability.