

## ENHANCED 9300 SLIDE FAMILY

9301E

9307E

9308E

9322E

9328E



9308E



METAL

# 9300E SLIDE SERIES

The 9300E slide family has been enhanced to deliver a payload of up to 600 lbs., reduced migration, and smoother and quieter travel. These enhancements not only make this family of slides better than ever, they make the 9300 Series the best in its class—bar none.

## 9300E Shared Features

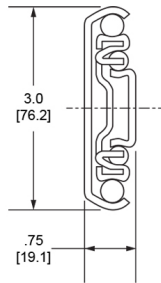
- Platform bracket kits for increased application flexibility
- Full extension
- .75" [19.1 mm] side space
- Non-disconnect
- Even lengths 10"–36", 40", 42", 44", 48", 54", 60" [254–914, 1016, 1067, 1118, 1219, 1372, 1524 mm]\*\*
- Clear zinc finish

\*\* Lengths vary by model number. Refer to the tech sheet

## Model 9301E



Model 9301E is designed for use in a variety of storage applications including large pantry pull-outs, vehicular storage, or other wider, heavier drawers. Platform bracket kits provide six additional mounting configurations, offering installers a broader range of application solutions.

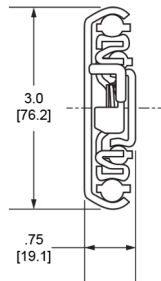


## Model 9307E

Lock-out



Heavy-Duty slide with premium movement, and stronger lock-out functionality to keep drawers and workstations secured in an open position for an extended period of time.

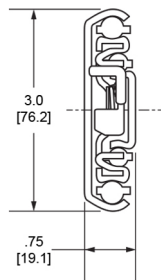


## Model 9308E

Lock-in & Lock-out



Heavy-duty slide with stronger lock-in feature to ensure drawer stays closed during transit in utility and emergency vehicles. Lock-out feature holds drawers and trays open securely for an extended period of time.



## Load Ratings

- Moderate usage: 600 lbs./pair  
Drawers up to 24" wide\*
- Frequent usage: 480 lbs./pair  
Drawers up to 42" wide\*\*
- Mobile applications: 360 lbs./pair  
Drawers up to 32" wide\*
- Flat mount: 180 lbs./pair  
Drawers up to 32" wide\*
- Bracket-mount applications:  
Drawers up to 18" wide: 500 lbs./pair  
Drawers up to 42" wide: 350 lbs./pair

\* Lengths 10"–36". For load ratings on longer lengths, consult product technical sheet. Load ratings based on 10,000 cycle test.

\*\* Lengths 10"–36". For load ratings on longer lengths, consult product technical sheet. Load ratings based on 75,000 cycle test.



# 9300E SLIDE SERIES

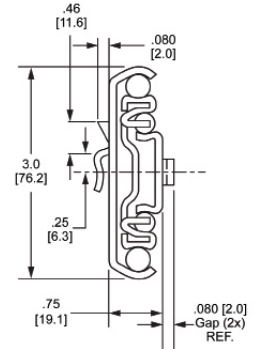


## Model 9322E – Toolless Installation

*Pocket & Bayonet Mounting*  
Non-locking companion slide



This unhandled heavy-duty slide is equipped with a pocket and bayonet mounting system to make installation easy.


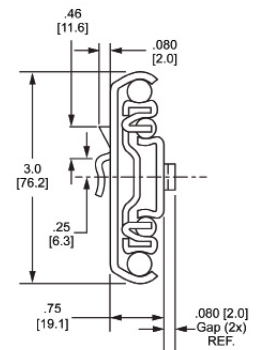


## Model 9328E – Toolless Installation

*Pocket & Bayonet Mounting*  
Lock-in & Lock-out



This heavy-duty slide now has stronger lock-in and lock-out features that keep drawers secured in open and closed positions. The pocket & bayonet mounting make installation simpler.



## 9308 EZ-Release Kit

*Quick-Release System for Locking Drawers*



The 9308 EZ-Release Kit allows users to open locking compartments single-handedly. This kit is easy to install and corrosion-resistant. Customers can choose from various cross-handle widths between 16 and 120 inches wide, or modify as needed. Compatible with Accuride models 9307E, 9308E, and 9328E slides. Optional black handle available in 120-inch length.

# 9300E SLIDE SERIES



## Model 9308-E5

Special Packaging



Combination includes one standard 9301E and one right-handed 9308E Front Latch.



## Front Latch

Front latch releases and secures drawers in an open position for extended access. This latch can be used on either side of the cabinet or both slides on the drawer.



Pocket



Bayonet

## Pocket & Bayonet Mounting

These products have a standardized bayonet/pocket installation system that simplifies and speeds up slide integration. Installers snap the slides into position, without the need for screws, washers, or lock nuts. The slide is secured in position with locking tabs or barbs.

## Authorized Distributor

**Accuride®**

12311 Shoemaker Avenue  
Santa Fe Springs, CA 90670  
562.903.0200 • fax: 562.903.0208  
[www.accuride.com](http://www.accuride.com)

© 2021 Accuride International Inc. SS-9300-Series-0721-v9



Accuride printed materials are printed with soy-based inks.  
Printed on paper that contains recycled materials and  
conforms to the latest sustainable arboriculture guidelines.

Follow us:

