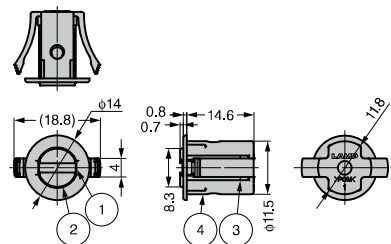


LAMP. MAGNETIC CATCH MC-RS Snap-in Type NEWLatest
Info

MC-RS30-WT



MC-RS20-BL



- Can be easily attached to the processing hole of sheet metal with a snap-in type.
- Round recessed type.
- Movable magnet ensuring adhesion even with slight misalignment.

Remarks

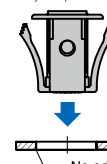
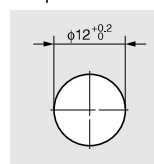
- Be sure to read the "Cautions". **1**

Cut Out Dimensions

Compatible Thickness: 0.8, 1.2, 1.6



Snap-in Type

No edge roll, burrs,
chamfers, or radiused
edges allowed.

No.	Part Name	Material	Finish/Colour
①	Magnet	RS20: Ferrite	-
		RS30: Neodymium	Nickel Plating
②	Yoke	Steel (SWRCH)	Coloured Zinc Chromate (trivalent)
③	Sponge	Chloroprene Rubber (CR)	-
④	Body	POM (Polyacetal)	White, Black

RoHS	Item Code	Item Name	Magnet	Colour	Magnetic Force N	Magnetic Force kgf	Weight (g)
●	140-056-660	MC-RS20-WT	Ferrite	White	20	2	5.3
●	140-056-661	MC-RS20-BL		Black			
●	140-056-662	MC-RS30-WT	Neodymium	White	30	3.1	
●	140-056-663	MC-RS30-BL		Black			

Refer to **1**: No.400 P.431